

**English/Language Arts Standards Test
Reporting Clusters/Mean % Correct/Districtwide**

DISTRICT

Grade 2		2005-06	2004
		<u># Items</u>	<u># Items</u>
<i>Reading</i>			
WAV	Word Analysis and Vocabulary	22	21
RC	Reading Comprehension	15	15
LRA	Literary Response and Analysis	6	6
<i>Writing</i>			
WC	Writing Conventions	14	14
WS	Writing Strategies	<u>8</u>	<u>8</u>
Total Test Items		65	64

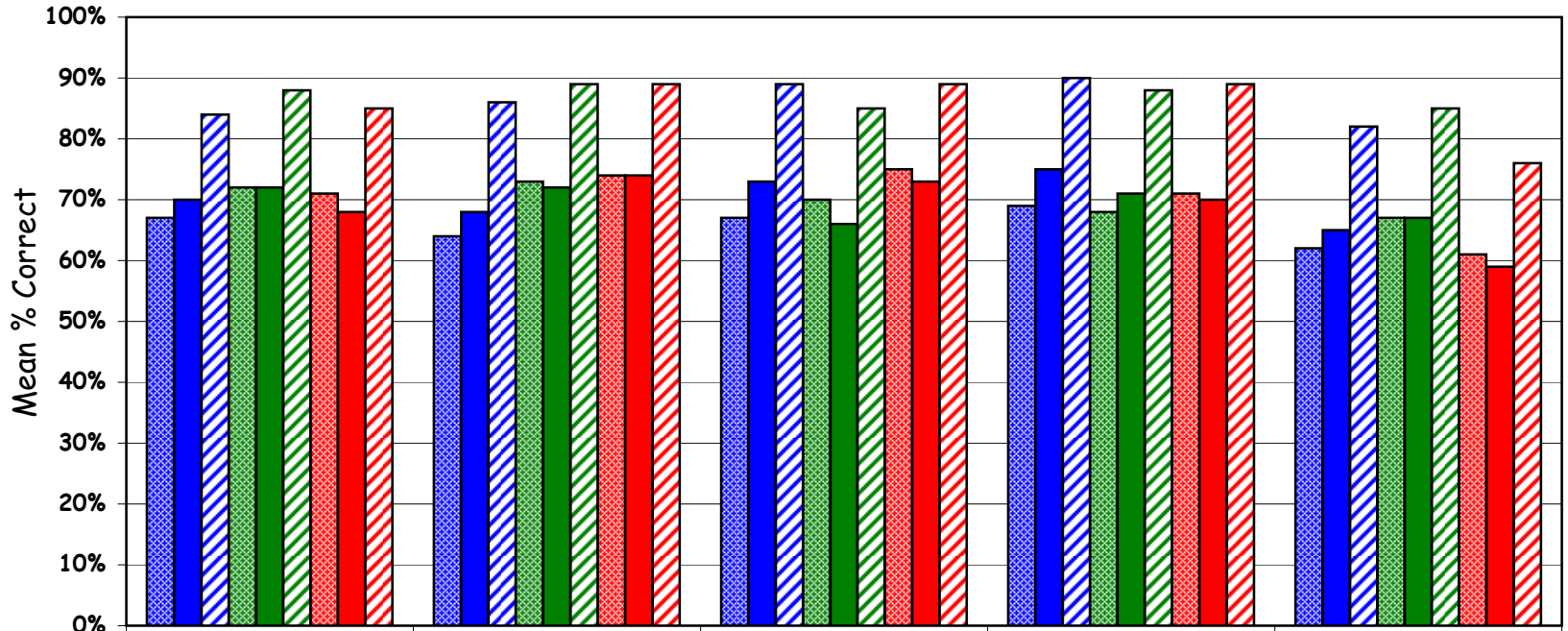
Grade 2	<u>WAV</u>	<u>RC</u>	<u>LRA</u>	<u>WC</u>	<u>WS</u>
NUSD '05	72%	73%	70%	68%	67%
State Proficient '05*	0%	1%	4%	-3%	0%
State Advanced '05**	-16%	-16%	-15%	-20%	-18%
NUSD '06	71%	74%	75%	71%	61%
State Proficient '06*	3%	0%	2%	1%	2%
State Advanced '06**	-14%	-15%	-14%	-18%	-15%

* The average percent correct statewide in this Reporting Cluster for students who scored at the lowest score for PROFICIENT (SS=350) on the Total Test

** The average percent correct statewide in this Reporting Cluster for students who scored at the lowest score for ADVANCED (SS=402) on the Total Test

**English/Language Arts Standards Test
Reporting Clusters/Mean % Correct/Districtwide**

Grade 2



	WAV	RC	LRA	WC	WS
■ NUSD 04	67%	64%	67%	69%	62%
■ Proficient*	70%	68%	73%	75%	65%
▨ Advanced**	84%	86%	89%	90%	82%
■ NUSD 05	72%	73%	70%	68%	67%
■ Proficient*	72%	72%	66%	71%	67%
▨ Advanced**	88%	89%	85%	88%	85%
■ NUSD 06	71%	74%	75%	71%	61%
■ Proficient*	68%	74%	73%	70%	59%
▨ Advanced**	85%	89%	89%	89%	76%

**English/Language Arts Standards Test
Reporting Clusters/Mean % Correct/Districtwide**

Grade 3		2004-06
	<i>Reading</i>	<u># Items</u>
WAV	Word Analysis and Vocabulary	20
RC	Reading Comprehension	15
LRA	Literary Response and Analysis	8
	<i>Writing</i>	
WC	Writing Conventions	13
WS	Writing Strategies	<u>9</u>
	Total Test Items	65

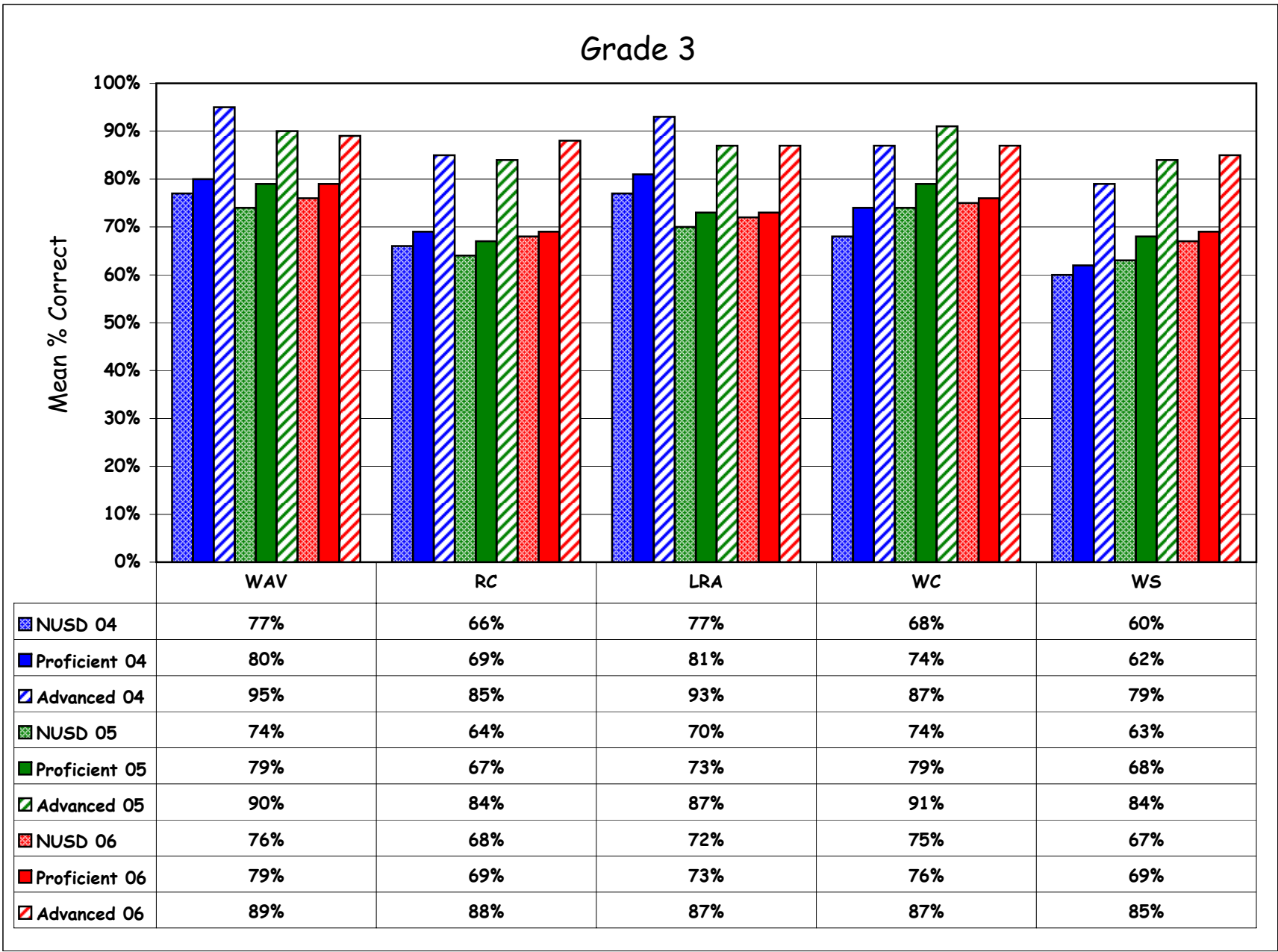
* The average percent correct statewide in this Reporting Cluster for students who scored at the lowest score for PROFICIENT (SS=350) on the Total Test

** The average percent correct statewide in this Reporting Cluster for students who scored at the lowest score for ADVANCED (SS=402) on the Total Test

Grade 3	<u>WAV</u>	<u>RC</u>	<u>LRA</u>	<u>WC</u>	<u>WS</u>
NUSD '05	74%	64%	70%	74%	63%
State Proficient '05*	-5%	-3%	-3%	-5%	-5%
State Advanced '05**	-16%	-20%	-17%	-17%	-21%
NUSD '06	76%	68%	72%	75%	67%
State Proficient '06*	-3%	-1%	-1%	-1%	-2%
State Advanced '06**	-13%	-20%	-15%	-12%	-18%

**English/Language Arts Standards Test
Reporting Clusters/Mean % Correct/Districtwide**

Grade 3



**English/Language Arts Standards Test
Reporting Clusters/Mean % Correct/Districtwide**

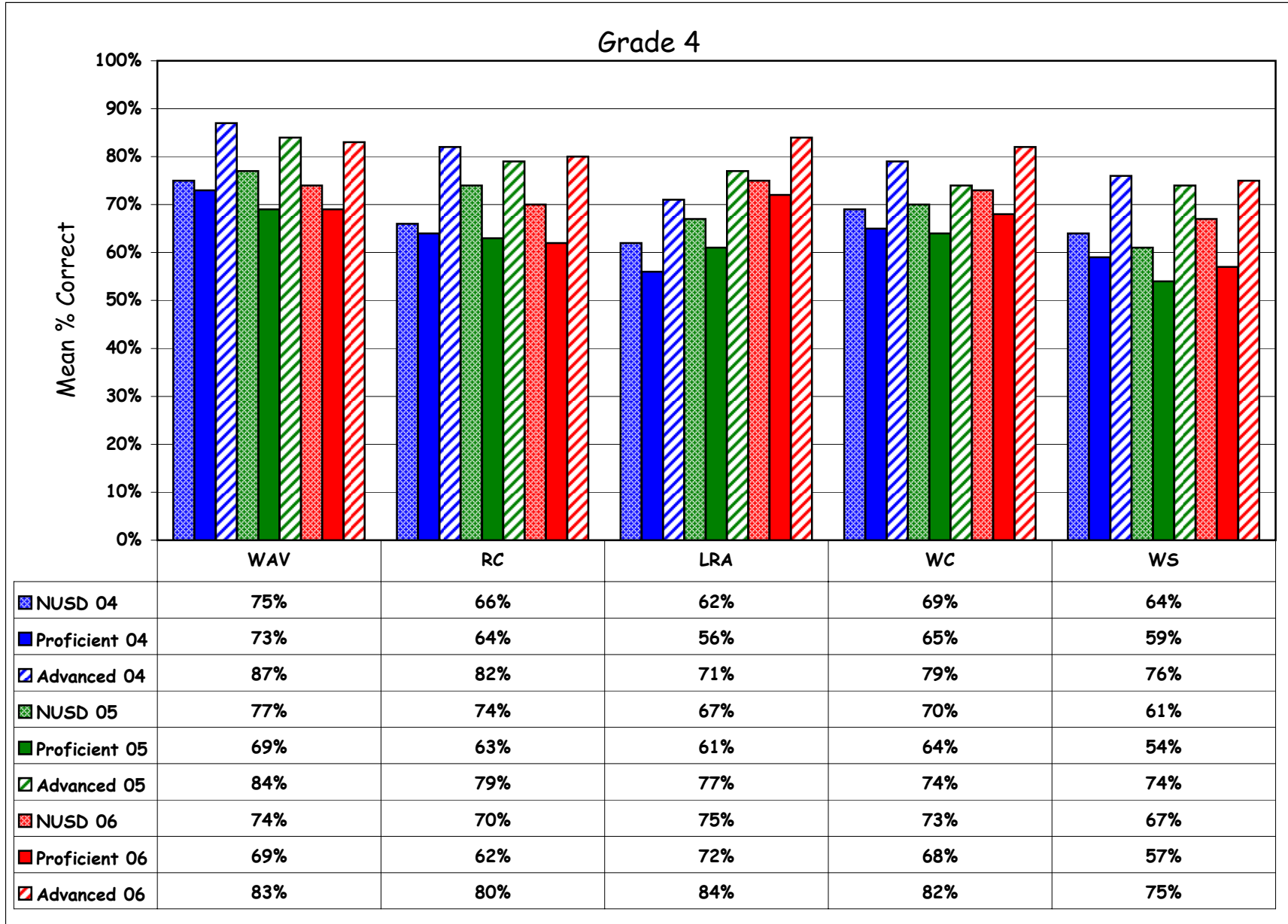
Grade 4		2004-06
<i>Reading</i>		<u># Items</u>
WAV	Word Analysis and Vocabulary Development	18
RC	Reading Comprehension	15
LRA	Literary Response and Analysis	9
<i>Writing</i>		
WC	Writing Conventions	18
WS	Writing Strategies	<u>15</u>
	Total Test Items	<u>75</u>

* The average percent correct statewide in this Reporting Cluster for students who scored at the lowest score for PROFICIENT (SS=350) on the Total Test

** The average percent correct statewide in this Reporting Cluster for students who scored at the lowest score for ADVANCED (SS=393) on the Total Test

Grade 4	<u>WAV</u>	<u>RC</u>	<u>LRA</u>	<u>WC</u>	<u>WS</u>
NUSD '05	77%	74%	67%	70%	61%
State Proficient '05*	8%	11%	6%	6%	7%
State Advanced '05**	-7%	-5%	-10%	-4%	-13%
NUSD '06	74%	70%	75%	73%	67%
State Proficient '06*	5%	8%	3%	5%	10%
State Advanced '06**	-9%	-10%	-9%	-9%	-8%

**English/Language Arts Standards Test
Reporting Clusters/Mean % Correct/Districtwide**



**English/Language Arts Standards Test
Reporting Clusters/Mean % Correct/Districtwide**

Grade 5		2004-06
	<i>Reading</i>	<u># Items</u>
WAV	Word Analysis and Vocabulary	14
RC	Reading Comprehension	16
LRA	Literary Response and Analysis	12
	<i>Writing</i>	
WC	Written Conventions	17
WS	Writing Strategies	<u>16</u>
	Total Test Items	<u>75</u>

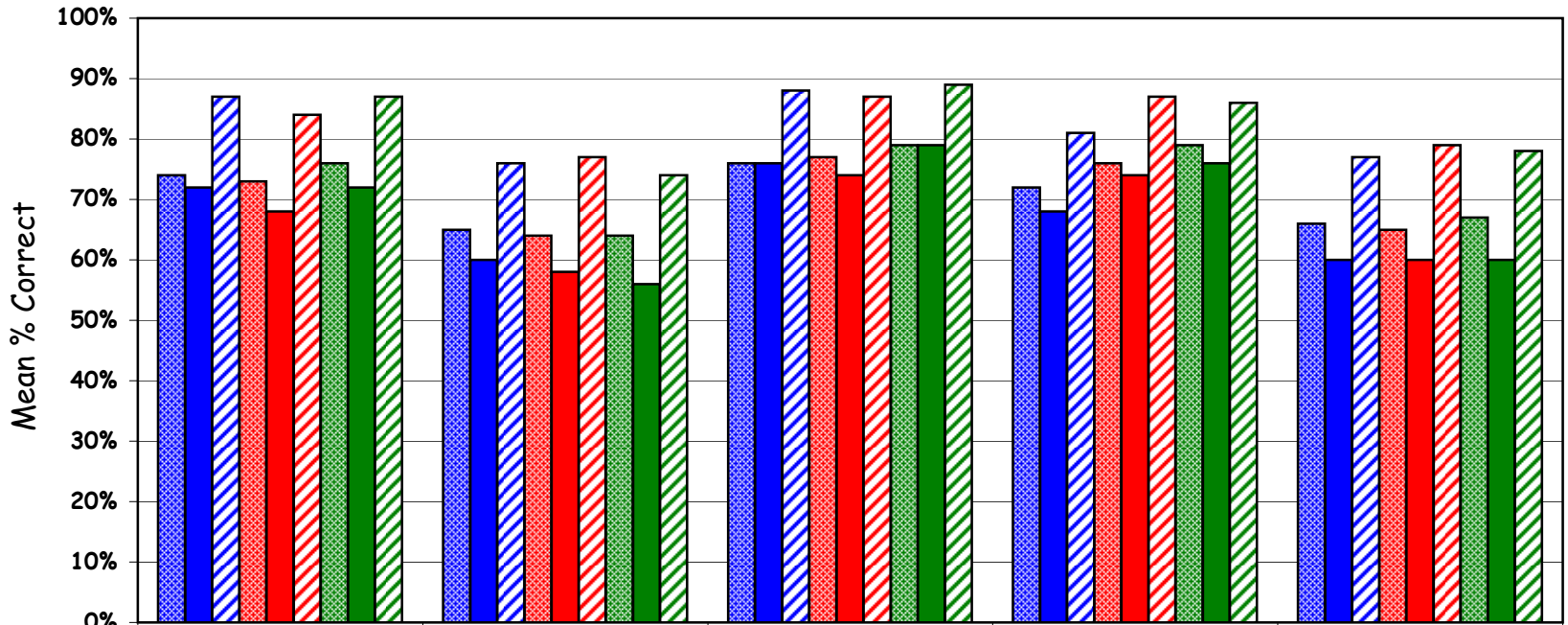
* The average percent correct statewide in this Reporting Cluster for students who scored at the lowest score for PROFICIENT (SS=350) on the Total Test

** The average percent correct statewide in this Reporting Cluster for students who scored at the lowest score for ADVANCED (SS=395) on the Total Test

Grade 5	<u>WAV</u>	<u>RC</u>	<u>LRA</u>	<u>WC</u>	<u>WS</u>
NUSD '05	73%	64%	77%	76%	65%
State Proficient '05*	5%	6%	3%	2%	5%
State Advanced '05*	-11%	-13%	-10%	-11%	-14%
NUSD '06	76%	64%	79%	79%	67%
State Proficient '06**	4%	8%	0%	3%	7%
State Advanced '06**	-11%	-10%	-10%	-7%	-11%

**English/Language Arts Standards Test
Reporting Clusters/Mean % Correct/Districtwide**

Grade 5



	WAV	RC	LRA	WC	WS
■ NUSD 04	74%	65%	76%	72%	66%
■ Proficient 04	72%	60%	76%	68%	60%
▨ Advanced 04	87%	76%	88%	81%	77%
■ NUSD 05	73%	64%	77%	76%	65%
■ Proficient 05	68%	58%	74%	74%	60%
▨ Advanced 05	84%	77%	87%	87%	79%
▨ NUSD 06	76%	64%	79%	79%	67%
■ Proficient 06	72%	56%	79%	76%	60%
▨ Advanced 06	87%	74%	89%	86%	78%

**English/Language Arts Standards Test
Reporting Clusters/Mean % Correct/Districtwide**

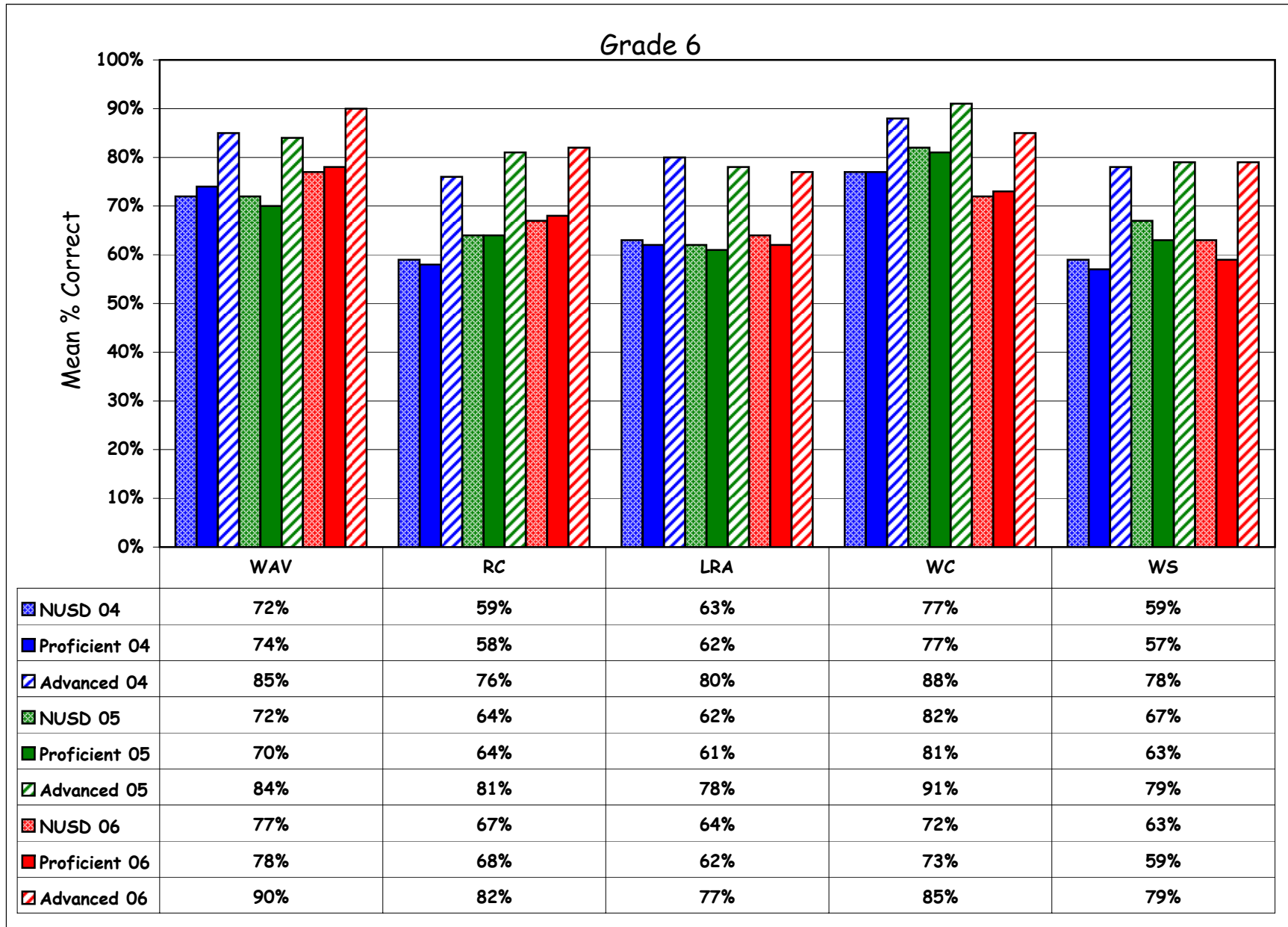
Grade 6		2004-06
<i>Reading</i>		<u># Items</u>
WAV	Word Analysis and Vocabulary	13
RC	Reading Comprehension	17
LRA	Literary Response and Analysis	12
<i>Writing</i>		
WC	Written Conventions	16
WS	Writing Strategies	<u>17</u>
Total Test Items		75

* The average percent correct statewide in this Reporting Cluster for students who scored at the lowest score for PROFICIENT (SS=350) on the Total Test

** The average percent correct statewide in this Reporting Cluster for students who scored at the lowest score for ADVANCED (SS=394) on the Total Test

Grade 6	<u>WAV</u>	<u>RC</u>	<u>LRA</u>	<u>WC</u>	<u>WS</u>
NUSD '05	72%	64%	62%	82%	67%
State Proficient '05*	2%	0%	1%	1%	4%
State Advanced '05**	-12%	-17%	-16%	-9%	-12%
NUSD '06	77%	67%	64%	72%	63%
State Proficient '06*	-1%	-1%	2%	-1%	4%
State Advanced '06**	-13%	-15%	-13%	-13%	-16%

**English/Language Arts Standards Test
Reporting Clusters/Mean % Correct/Districtwide**



**English/Language Arts Standards Test
Reporting Clusters/Mean % Correct/Districtwide**

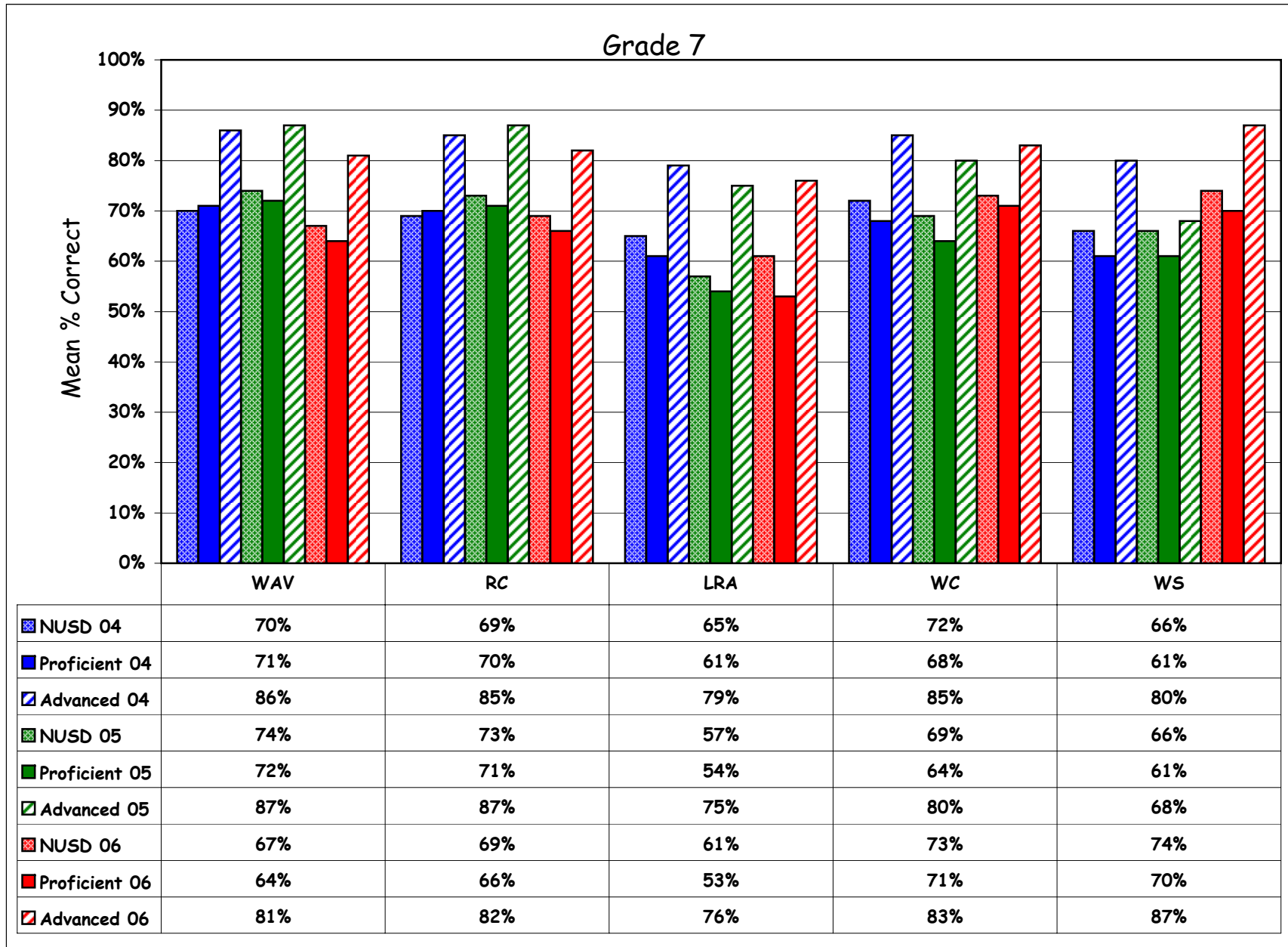
Grade 7		2004-06
<i>Reading</i>		<u># Items</u>
WAV	Word Analysis and Vocabulary	11
RC	Reading Comprehension	18
LRA	Literary Response and Analysis	13
<i>Writing</i>		
WC	Written Conventions	16
WS	Writing Strategies	<u>17</u>
Total Test Items		75

* The average percent correct statewide in this Reporting Cluster for students who scored at the lowest score for PROFICIENT (SS=350) on the Total Test

** The average percent correct statewide in this Reporting Cluster for students who scored at the lowest score for ADVANCED (SS=401) on the Total Test

Grade 7	<u>WAV</u>	<u>RC</u>	<u>LRA</u>	<u>WC</u>	<u>WS</u>
NUSD '05	74%	73%	57%	69%	66%
State Proficient '05*	2%	2%	3%	5%	5%
State Advanced '05**	-13%	-14%	-18%	-11%	-2%
NUSD '06	67%	69%	61%	73%	74%
State Proficient '06*	3%	3%	8%	2%	4%
State Advanced '06**	-14%	-13%	-15%	-10%	-13%

**English/Language Arts Standards Test
Reporting Clusters/Mean % Correct/Districtwide**



**English/Language Arts Standards Test
Reporting Clusters/Mean % Correct/Districtwide**

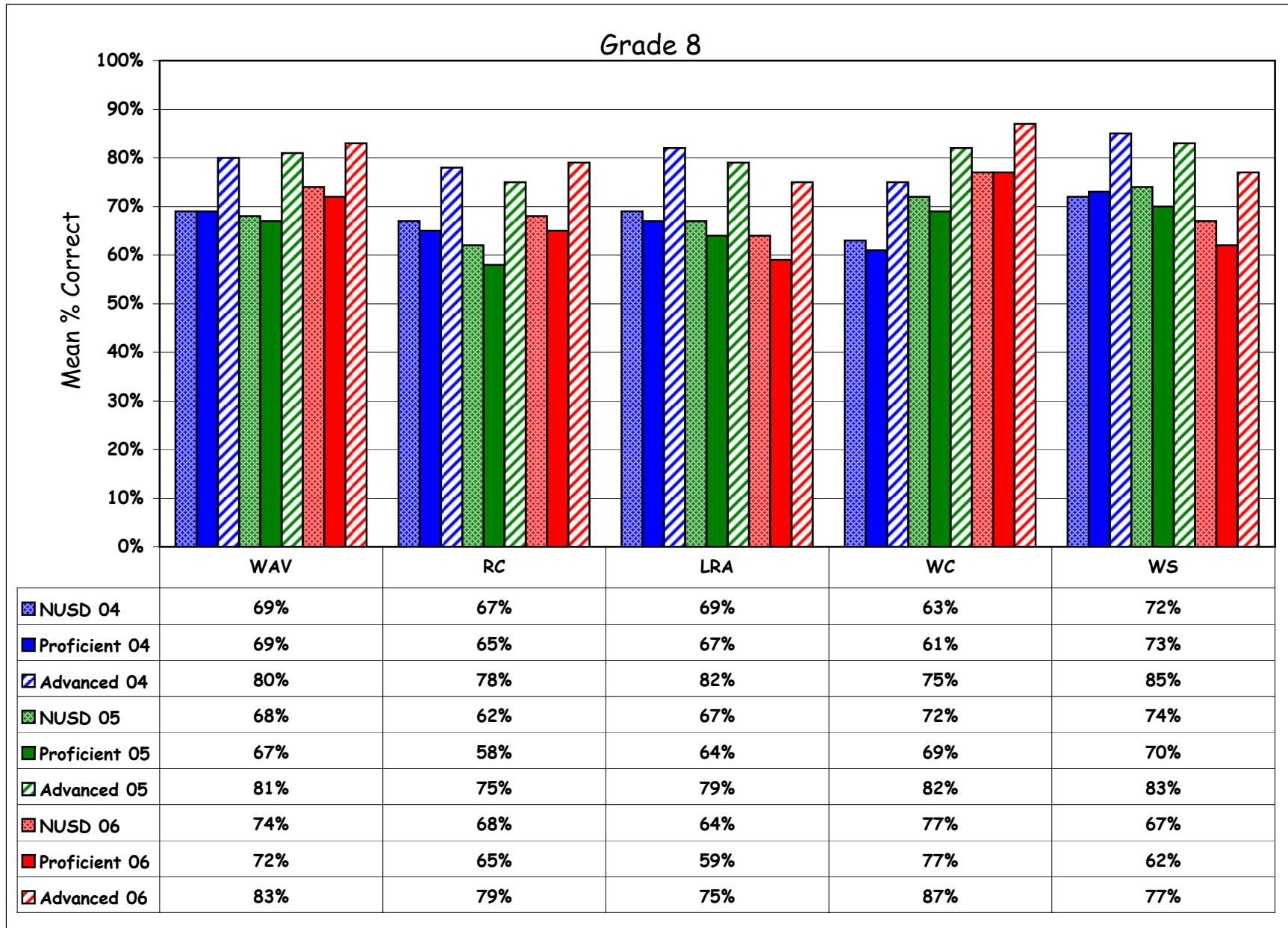
Grade 8		2004-06
<i>Reading</i>		<u># Items</u>
WAV	Word Analysis and Vocabulary	9
RC	Reading Comprehension	18
LRA	Literary Response and Analysis	15
<i>Writing</i>		
WC	Written Conventions	16
WS	Writing Strategies	<u>17</u>
	Total Test Items	75

* The average percent correct statewide in this Reporting Cluster for students who scored at the lowest score for PROFICIENT (SS=350) on the Total Test

** The average percent correct statewide in this Reporting Cluster for students who scored at the lowest score for ADVANCED (SS=395) on the Total Test

Grade 8	<u>WAV</u>	<u>RC</u>	<u>LRA</u>	<u>WC</u>	<u>WS</u>
NUSD '05	68%	62%	67%	72%	74%
State Proficient '05*	1%	4%	3%	3%	4%
State Advanced '05**	-13%	-13%	-12%	-10%	-9%
NUSD '06	74%	68%	64%	77%	67%
State Proficient '06*	2%	3%	5%	0%	5%
State Advanced '06**	-9%	-11%	-11%	-10%	-10%

**English/Language Arts Standards Test
Reporting Clusters/Mean % Correct/Districtwide**



**English/Language Arts Standards Test
Reporting Clusters/Mean % Correct/Districtwide**

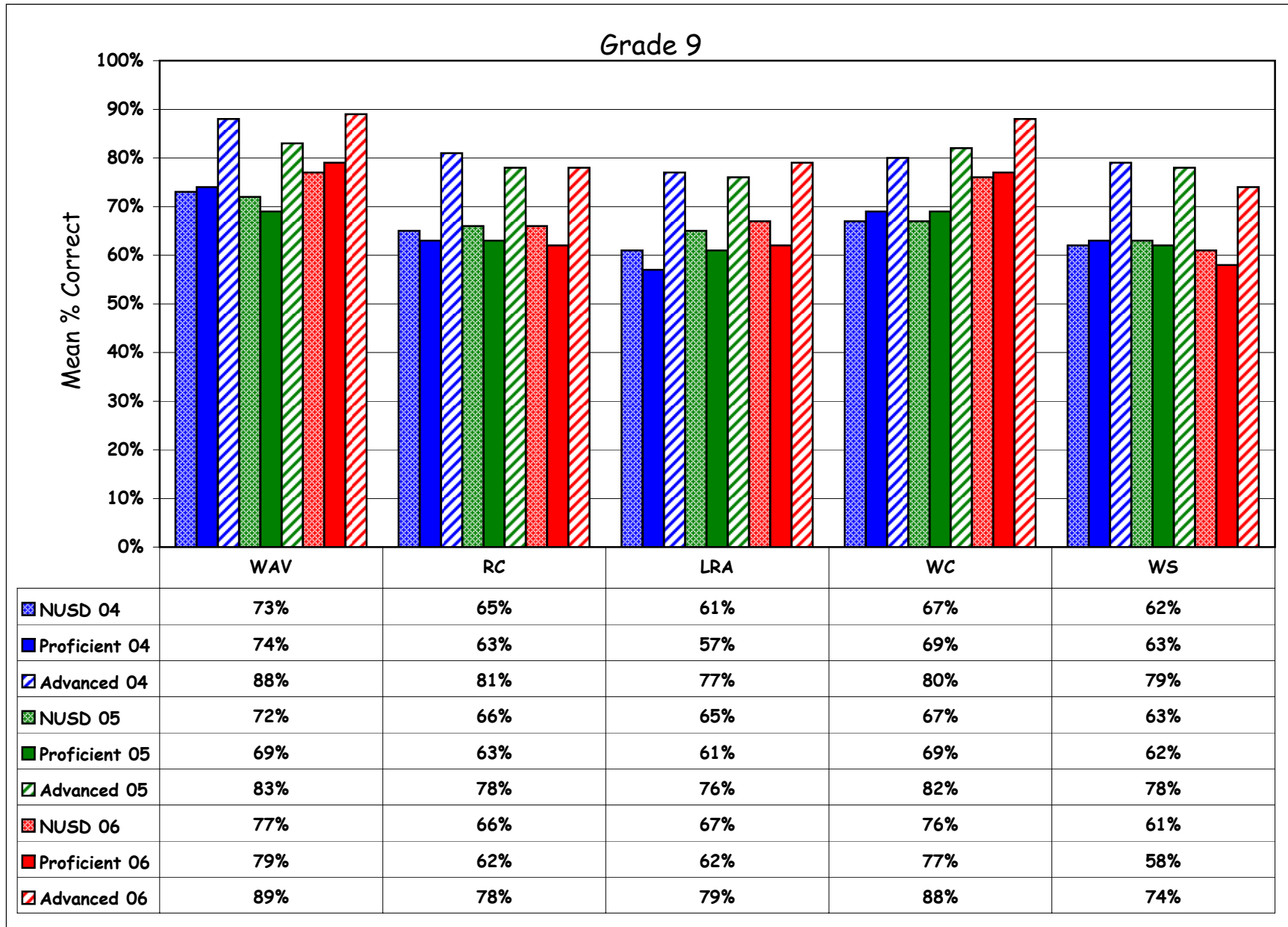
Grade 9		2004-06
<i>Reading</i>		<u># Items</u>
WAV	Word Analysis and Vocabulary	8
RC	Reading Comprehension	18
LRA	Literary Response and Analysis	16
<i>Writing</i>		
WC	Written Conventions	13
WS	Writing Strategies	<u>20</u>
	Total Test Items	75

* The average percent correct statewide in this Reporting Cluster for students who scored at the lowest score for PROFICIENT (SS=350) on the Total Test

** The average percent correct statewide in this Reporting Cluster for students who scored at the lowest score for ADVANCED (SS=397) on the Total Test

Grade 9	<u>WAV</u>	<u>RC</u>	<u>LRA</u>	<u>WC</u>	<u>WS</u>
NUSD '05	72%	66%	65%	67%	63%
State Proficient '05*	3%	3%	4%	-2%	1%
State Advanced '05**	-11%	-12%	-11%	-15%	-15%
NUSD '06	77%	66%	67%	76%	61%
State Proficient '06*	-2%	4%	5%	-1%	3%
State Advanced '06**	-12%	-12%	-12%	-12%	-13%

**English/Language Arts Standards Test
Reporting Clusters/Mean % Correct/Districtwide**



**English/Language Arts Standards Test
Reporting Clusters/Mean % Correct/Districtwide**

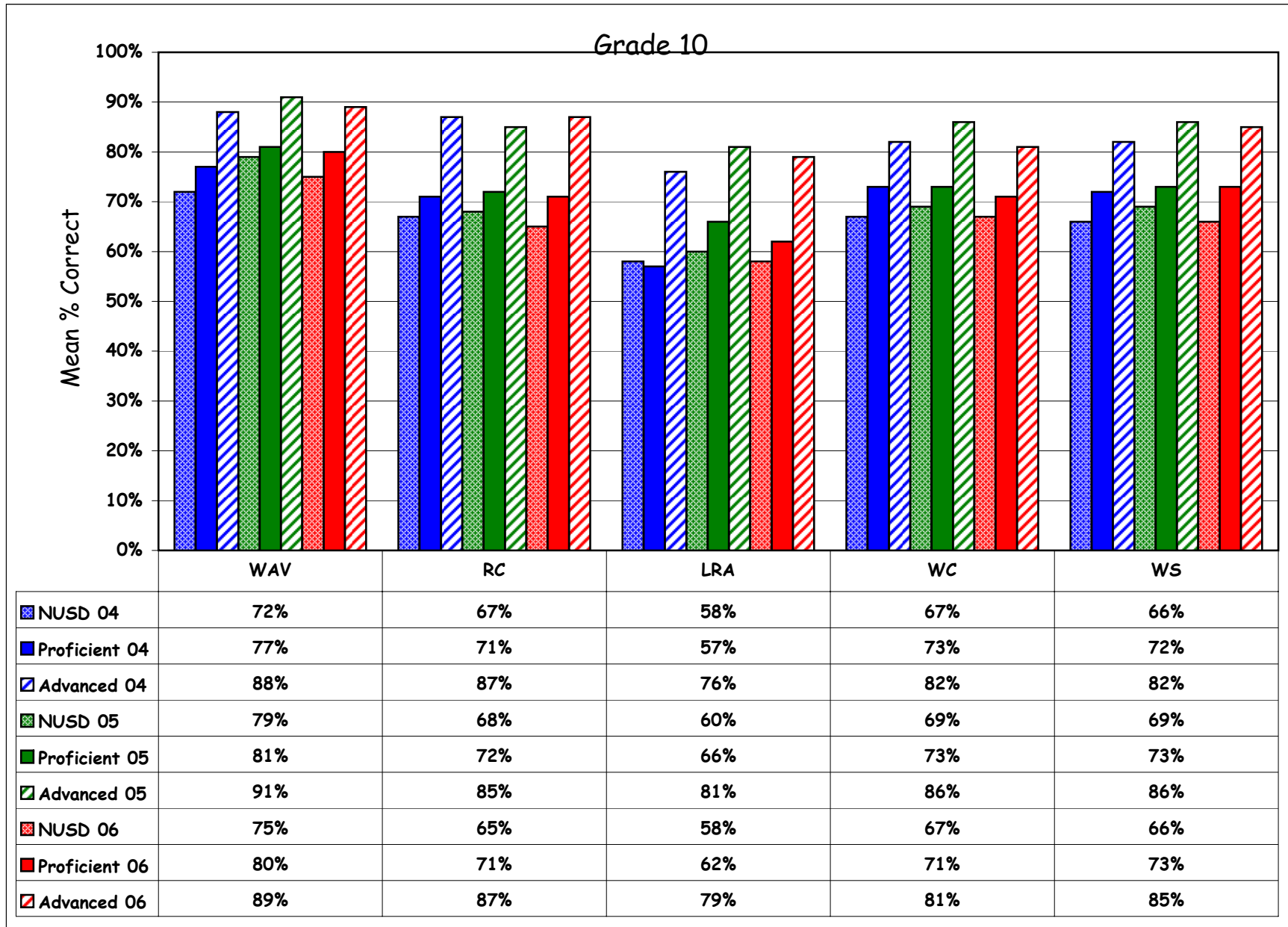
Grade 10		2004-06
<i>Reading</i>		<u># Items</u>
WAV	Word Analysis and Vocabulary	8
RC	Reading Comprehension	18
LRA	Literary Response and Analysis	16
<i>Writing</i>		
WC	Written Conventions	13
WS	Writing Strategies	<u>20</u>
	Total Test Items	75

* The average percent correct statewide in this Reporting Cluster for students who scored at the lowest score for PROFICIENT (SS=350) on the Total Test

** The average percent correct statewide in this Reporting Cluster for students who scored at the lowest score for ADVANCED (SS=392) on the Total Test

Grade 10	<u>WAV</u>	<u>RC</u>	<u>LRA</u>	<u>WC</u>	<u>WS</u>
NUSD '05	79%	68%	60%	69%	69%
State Proficient '05*	-2%	-4%	-6%	-4%	-4%
State Advanced '05**	-12%	-17%	-21%	-17%	-17%
NUSD '06	75%	65%	58%	67%	66%
State Proficient '06*	-5%	-6%	-4%	-4%	-7%
State Advanced '06**	-14%	-22%	-21%	-14%	-19%

**English/Language Arts Standards Test
Reporting Clusters/Mean % Correct/Districtwide**



**English/Language Arts Standards Test
Reporting Clusters/Mean % Correct/Districtwide**

Grade 11		2004-06
<i>Reading</i>		<u># Items</u>
WAV	Word Analysis and Vocabulary	8
RC	Reading Comprehension	19
LRA	Literary Response and Analysis	17
<i>Writing</i>		
WC	Written Conventions	9
WS	Writing Strategies	<u>22</u>
	Total Test Items	75

* The average percent correct statewide in this Reporting Cluster for students who scored at the lowest score for PROFICIENT (SS=350) on the Total Test

** The average percent correct statewide in this Reporting Cluster for students who scored at the lowest score for ADVANCED (SS=396) on the Total Test

Grade 11	<u>WAV</u>	<u>RC</u>	<u>LRA</u>	<u>WC</u>	<u>WS</u>
NUSD '05	67%	62%	64%	68%	65%
State Proficient '05*	-4%	-7%	-3%	-4%	-5%
State Advanced '05**	-17%	-20%	-17%	-17%	-18%
NUSD '06	63%	62%	60%	68%	66%
State Proficient '06*	-4%	-6%	-2%	-8%	-8%
State Advanced '06**	-19%	-20%	-17%	-19%	-20%

**English/Language Arts Standards Test
Reporting Clusters/Mean % Correct/Districtwide**

