

Name \_\_\_\_\_ Due Date: \_\_\_\_\_

**Daily Reading Log**

Reading Goal: Read 20 minutes (K-2nd) and 30 minutes (3rd-5th) or more per day, at least 5 days per week.

Day of the Week	Minutes	Book Title
Friday		
Saturday		
Sunday		
Monday		
Tuesday		
Wednesday		
Thursday		

On the back side of this log, at least once a week, write a letter to your teacher, telling him/her all about the best book you are reading this week. What genre is it? Fiction or Nonfiction? Why do you like this book? What keeps you interested as a reader? Do you have any connections? Do you think this author should write more books? If you can, look up the author's website and see what else he or she has written. Maybe read all the books! Take a trip to the library with an adult if you can!

Letter to My Teacher

Dear \_\_\_\_\_,

---

---

---

---

---

---

---

---

---

---

Sincerely,

---

Nombre \_\_\_\_\_ Fecha de vencimiento: \_\_\_\_\_

### Registro diario de lectura

Objetivo de lectura: leer (K-2nd) 20 minutos o 30 minutos (3rd-5th) o más por día, al menos 5 días por semana.

Día de la semana	Minutos	Título del libro
Viernes		
Sábado		
Domingo		
Lunes		
Martes		
Miércoles		
Jueves		

En el reverso de este registro, al menos una vez a la semana, escribe una carta a tu maestro, contándole todo sobre el mejor libro que estás leyendo esta semana. De que genero es ¿Ficción o no ficción? ¿Por qué te gusta este libro? ¿Qué te mantiene interesado como lector? ¿Tienes alguna conexión? ¿Crees que este autor debería escribir más libros? Si puedes, busca el sitio web del autor y mira qué más ha escrito. ¡Quizás leas todos los libros de ese autor! ¡Haz un viaje a la biblioteca con un adulto si puedes!



Name \_\_\_\_\_ Due Date: \_\_\_\_\_

### Daily Reading Log

Reading Goal: Read 20 minutes (K-2nd) and 30 minutes (3rd-5th) or more per day, at least 5 days per week.

Day of the Week	Minutes	Book Title
Friday		
Saturday		
Sunday		
Monday		
Tuesday		
Wednesday		
Thursday		

On the back side of this log, at least once a week, write a letter to your teacher, telling him/her all about the best book you are reading this week. What genre is it? Fiction or Nonfiction? Why do you like this book? What keeps you interested as a reader? Do you have any connections? Do you think this author should write more books? If you can, look up the author's website and see what else he or she has written. Maybe read all the books! Take a trip to the library with an adult if you can!

Letter to My Teacher

Dear \_\_\_\_\_,

---

---

---

---

---

---

---

---

---

---

Sincerely,

---

Nombre \_\_\_\_\_ Fecha de vencimiento: \_\_\_\_\_

### Registro diario de lectura

Objetivo de lectura: leer (K-2nd) 20 minutos o 30 minutos (3rd-5th) o más por día, al menos 5 días por semana.

Día de la semana	Minutos	Título del libro
Viernes		
Sábado		
Domingo		
Lunes		
Martes		
Miércoles		
Jueves		

En el reverso de este registro, al menos una vez a la semana, escribe una carta a tu maestro, contándole todo sobre el mejor libro que estás leyendo esta semana. De que genero es ¿Ficción o no ficción? ¿Por qué te gusta este libro? ¿Qué te mantiene interesado como lector? ¿Tienes alguna conexión? ¿Crees que este autor debería escribir más libros? Si puedes, busca el sitio web del autor y mira qué más ha escrito. ¡Quizás leas todos los libros de ese autor! ¡Haz un viaje a la biblioteca con un adulto si puedes!

**Carta a mi maestro**

Querido \_\_\_\_\_,

---

---

---

---

---

---

---

---

---

---

Sinceramente,

---



## Writing Journal Prompts

You may use a prompt, or come up with your own topic idea.

The important thing is that you spend time writing **every day**. After a few days of writing, go back and re-read what you wrote the past few days. See if you can add more ideas and details. You can write in your journal, on loose paper, or on a computer. You can write in the morning with breakfast, on the bus, in your bed, or on the couch. You can write any time and anywhere! Just write! Let that pencil move. Be creative.

- Choose a scene (a small moment) of you and your favorite pet (or an imaginary pet). "One time I was with my dog (cat, horse, etc) and...."
- Make a list of your favorite foods. Write about a food that gives you energy or that just tastes really good!
- Try writing in the voice of someone you know well. (your mom, dad, grandma?) How does this person see the world? What is she or he thinking? Write in first person and present tense.
- What stories do your hands tell? Trace around your hand and fill it in with memories that are connected to your hands. (ex: playing basketball, the feel of my cat's fur, making cookies)
- Write about your favorite sport or free-time activity.
- Write about the games you play at recess.
- Can you remember a time when you lost something that mattered to you? Write about it.
- Write about someone special in your family.
- Write about what it is like with your siblings at your house, or write about being an only child. Try to think of just one story and write that story.
- Write about a special member of your family or a close family friend. What do you like to do together?

- Write about a food you hate. Describe it. What does it feel like when it's in your mouth and you have to eat it? What does it taste like? Why do you dislike it so much?
- Write about your favorite dessert. How does it make you feel? What does it taste like? Smell like? Why do you recommend it to others?
- Write about a time when your whole family gathers together. Why is it special? What do you do? What do people say? Use dialogue.
- Write about your best friend and what you like to do together.
- Write about a favorite book that someone has read out loud to you.
- Think of a time when you were in a place where you found yourself feeling, "This is wrong." or "This could be more fair" or "This could be better." (a problem such as: not enough books in the library, someone being bullied, the elderly needing help, litter everywhere, etc...) Pretend you are at that place, in that time. Look at what you see--and think of what you wish you saw. What is your opinion? What matters to you? Write it all down. What is your solution to the problem? Add details to prove to your audience that your opinion is strong and worthwhile. Offer details to the reader on how we can make the world a better place if your ideas turn to action.

## Instrucciones para Guiar la Escritura

**Puedes usar un aviso, o proponer tu propia idea de tema**

Lo importante es que pases tiempo escribiendo **todos los días**. Después de unos días de escribir, vuelve a leer lo que escribiste en los últimos días. Mira a ver si puedes añadir más ideas y detalles. Puedes escribir en tu diario, en papel suelto o en una computadora. Puedes escribir por la mañana a la hora del desayuno, en el autobús, en tu cama o en el sofá. ¡Puedes escribir en cualquier momento y en cualquier lugar! ¡Solo escribe! Deja que el lápiz se mueva. Se creativo.

- Elige una escena (un pequeño momento) entre tú y tu mascota favorita (o una mascota imaginaria). "Una vez estaba con mi perro (gato, caballo, etc.) y..."
- Haz una lista de tus comidas favoritas. ¡Escribe sobre un alimento que te dé energía o que simplemente tenga un sabor muy bueno!
- Intenta escribir con la voz de alguien que conoces bien. (¿tu mamá, tu papá, tu abuela?) ¿Cómo ve esta persona el mundo? ¿Qué está pensando? Escribe en primera persona y en tiempo presente.
- ¿Qué historias cuentan tus manos? Traza alrededor de tu mano y llénala con recuerdos que estén conectados a tus manos. (Ej: jugar baloncesto, sentir el pelo de mi gato, hacer galletas)
- Escribe sobre tu deporte o actividad de tiempo libre favorita..
- Escribe sobre los juegos que juegas en el recreo.
- ¿Puedes recordar algún momento en que perdiste algo que te importaba? Escribe sobre eso.
- Escribe sobre alguien especial en tu familia.
- Escribe sobre cómo es estar con tus hermanos en tu casa, o escribe sobre ser hijo único. Trata de pensar en una sola historia y escribe esa historia

- Escribe sobre un miembro especial de tu familia o un amigo cercano de la familia. ¿Qué les gusta hacer juntos?
- Escribe sobre una comida que odias. Descríbela. ¿Qué se siente cuando está en tu boca y tienes que comerla? A qué sabe? ¿Por qué te disgusta tanto?
- Escribe sobre tu postre favorito. ¿Cómo te hace sentir? ¿A qué sabe? ¿A qué huele? ¿Por qué lo recomiendas a otros?
- Escribe sobre un momento en el que toda tu familia se reúne. ¿Por qué es especial? ¿Qué haces? ¿Qué dice la gente? Usa el diálogo.
- Escribe sobre tu mejor amigo y lo que les gusta hacer juntos.
- Escribe sobre un libro favorito que alguien te haya leído en voz alta.
- Piensa en un momento en el que estabas en un lugar en el que te encontraste sintiendo, "Esto está mal" o "Esto podría ser más justo" o "Esto podría ser mejor". (un problema como: no hay suficientes libros en la biblioteca, alguien está siendo acosado, los ancianos necesitan ayuda, hay basura por todas partes, etc...) Pretende que estás en ese lugar en ese momento. Mira lo que ves-- y piensa en lo que te gustaría haber visto. ¿Cuál es tu opinión? ¿Qué es lo que tiene importancia para ti? Escríbelo todo. ¿Cuál es tu solución al problema? Añade detalles para demostrar a tu público que tu opinión es fuerte y que vale la pena. Ofrece detalles al lector sobre cómo podemos hacer del mundo un lugar mejor si tus ideas se convierten en acción.

Name: \_\_\_\_\_ Date: \_\_\_\_\_

---


---

---

---

---

---



---

---

---

---

---

---

---

---

---

---

---

---


---

---

---

---

Name: \_\_\_\_\_ Date: \_\_\_\_\_



---

---

---


---

---

---

---

---



---

---

---

---

---

---

---

---

---

---

---

---

---

---

---

---

---


---

---

---



Name: \_\_\_\_\_ Date: \_\_\_\_\_



---


---

---

---

---

---



---

---

---

---

---

---

---

---

---

---

---

---

---

---

---

---

Name: \_\_\_\_\_ Date: \_\_\_\_\_

---


---

---

---

---

---



---

---

---

---

---

---

---

---

---

---

---

---


---

---

---

---

Name: \_\_\_\_\_ Date: \_\_\_\_\_



---

---

---


---

---

---

---

---



---

---

---

---

---

---

---

---

---

---

---

---


---

---

---

---

Name: \_\_\_\_\_ Date: \_\_\_\_\_



---


---

---

---

---

---



---

---

---

---

---

---

---

---

---

---

---

---

---

---

---



**Doubles Facts**

Complete.

**Example:**

$$\begin{array}{r} 3 \\ + 3 \\ \hline 6 \end{array}$$

1. 
$$\begin{array}{r} 7 \\ + 7 \\ \hline \square \end{array}$$

2. 
$$\begin{array}{r} 9 \\ + 9 \\ \hline \square \end{array}$$

3. 
$$\begin{array}{r} 1 \\ + 1 \\ \hline \square \end{array}$$

4. 
$$\begin{array}{r} 0 \\ + 0 \\ \hline \square \end{array}$$

5. 
$$\begin{array}{r} 8 \\ + 8 \\ \hline \square \end{array}$$

6. 
$$\begin{array}{r} 2 \\ + 2 \\ \hline \square \end{array}$$

7. 
$$\begin{array}{r} 10 \\ + 10 \\ \hline \square \end{array}$$

8. 
$$\begin{array}{r} 6 \\ + 6 \\ \hline \square \end{array}$$

9. 
$$\begin{array}{r} 5 \\ + 5 \\ \hline \square \end{array}$$

10. 
$$\begin{array}{r} 4 \\ + 4 \\ \hline \square \end{array}$$

Name: \_\_\_\_\_ Date: \_\_\_\_\_ Time: \_\_\_\_\_

# Doubles Facts

Copyright © The McGraw-Hill Companies, Inc.

<p>1. Add.</p> $\begin{array}{r} 2 \\ + 7 \\ \hline \end{array}$ $\begin{array}{r} 3 \\ + 4 \\ \hline \end{array}$	<p>2. Subtract.</p> $\begin{array}{r} 7 \\ - 6 \\ \hline \end{array}$ $\begin{array}{r} 6 \\ - 1 \\ \hline \end{array}$
<p>3. Complete.</p> $\begin{array}{r} 8 \\ + 8 \\ \hline \end{array}$ $\begin{array}{r} 4 \\ + 4 \\ \hline \end{array}$	<p>4. Complete.</p> $\begin{array}{r} 5 \\ + 5 \\ \hline \end{array}$ $\begin{array}{r} 3 \\ + 3 \\ \hline \end{array}$
<p>5. Complete.</p> $\begin{array}{r} 6 \\ + 6 \\ \hline \end{array}$ $\begin{array}{r} 1 \\ + 1 \\ \hline \end{array}$	<p>6. Make up and solve your own Review Box.</p>

Name: \_\_\_\_\_ Date: \_\_\_\_\_ Time: \_\_\_\_\_

## Doubles Facts

1. Complete.

$$\begin{array}{r} 0 \\ + 0 \\ \hline \end{array}$$

$$\begin{array}{r} 9 \\ + 9 \\ \hline \end{array}$$

2. Complete.

$$\begin{array}{r} 7 \\ + 7 \\ \hline \end{array}$$

$$\begin{array}{r} 2 \\ + 2 \\ \hline \end{array}$$

3. Complete.

$$\begin{array}{r} 10 \\ + 10 \\ \hline \end{array}$$

Name: \_\_\_\_\_ Date: \_\_\_\_\_ Time: \_\_\_\_\_

## Addition and Subtraction Number Stories within 10

1. Model the number story with pennies.

I had 4 pennies in my bank, and then I found 5 more on my dresser.  
How many pennies do I have now?

\_\_\_\_\_

2. Model the number story with pennies.

I had 7 pennies in my bank, and then I spent 6 at the store.  
How many pennies do I have now?

\_\_\_\_\_

3. Model the number story with pennies.

I had 10 pennies in my bank, and then I lost 8 on my way to school.  
How many pennies do I have now?

\_\_\_\_\_

Name: \_\_\_\_\_ Date: \_\_\_\_\_ Time: \_\_\_\_\_

## Addition and Subtraction Number Stories within 10

Copyright © The McGraw-Hill Companies, Inc.

<p>1. Add.</p> $\begin{array}{r} 1 \\ + 1 \\ \hline \end{array}$ $\begin{array}{r} 3 \\ + 1 \\ \hline \end{array}$	<p>2. Subtract.</p> $\begin{array}{r} 3 \\ - 0 \\ \hline \end{array}$ $\begin{array}{r} 5 \\ - 1 \\ \hline \end{array}$
<p>3. Model the number story with pennies.</p> <p>I had 10 pennies in my bank, and then I lost 6 in the laundry. How many pennies do I have now?</p> <p>_____</p>	<p>4. Model the number story with pennies.</p> <p>I had 2 pennies in my bank, and then I found 6 more on the sidewalk. How many pennies do I have now?</p> <p>_____</p>
<p>5. Model the number story with pennies.</p> <p>I had 5 pennies in my bank, and then I found 5 more under the couch. How many pennies do I have now?</p> <p>_____</p>	<p>6. Model the number story with pennies.</p> <p>I had 9 pennies in my bank, and then I spent 7 at the store. How many pennies do I have now?</p> <p>_____</p>

Name \_\_\_\_\_

Date \_\_\_\_\_

Time \_\_\_\_\_

## Addition and Subtraction Number Stories within 10

Write a number story using 10 pennies.

---

---

---

---

---

---

---

---

---

---

Draw how to solve your number story.

Unit

Name \_\_\_\_\_

Date \_\_\_\_\_

Time \_\_\_\_\_

## Number Cards 1-9



9

8

7

6

5

4

3

2

1

## Fact Extensions Using Base-10 Blocks

Turn	Numbers on Cards	Multiples of 10
1st turn	5   7 $5 + 7 = 12$	50   70 $50 + 70 = 120$
2nd turn	_____   _____ _____ + _____ = _____	_____0   _____0 _____ + _____ = _____
3rd turn	_____   _____ _____ + _____ = _____	_____0   _____0 _____ + _____ = _____
4th turn	_____   _____ _____ + _____ = _____	_____0   _____0 _____ + _____ = _____
5th turn	_____   _____ _____ + _____ = _____	_____0   _____0 _____ + _____ = _____
6th turn	_____   _____ _____ + _____ = _____	_____0   _____0 _____ + _____ = _____
7th turn	_____   _____ _____ + _____ = _____	_____0   _____0 _____ + _____ = _____



Name \_\_\_\_\_

Date \_\_\_\_\_



Time \_\_\_\_\_

## Fact Extensions Using Base-10 Blocks

Turn	Numbers on Cards	Multiples of 10
1st turn	$\begin{array}{r} 5 \quad 7 \\ 5 + 7 = 12 \end{array}$	$\begin{array}{r} 50 \quad 70 \\ 50 + 70 = 120 \end{array}$
2nd turn	$\begin{array}{r} \underline{\quad} \quad \underline{\quad} \\ \underline{\quad} + \underline{\quad} = \underline{\quad} \end{array}$	$\begin{array}{r} \underline{\quad}0 \quad \underline{\quad}0 \\ \underline{\quad} + \underline{\quad} = \underline{\quad} \end{array}$
3rd turn	$\begin{array}{r} \underline{\quad} \quad \underline{\quad} \\ \underline{\quad} + \underline{\quad} = \underline{\quad} \end{array}$	$\begin{array}{r} \underline{\quad}0 \quad \underline{\quad}0 \\ \underline{\quad} + \underline{\quad} = \underline{\quad} \end{array}$
4th turn	$\begin{array}{r} \underline{\quad} \quad \underline{\quad} \\ \underline{\quad} + \underline{\quad} = \underline{\quad} \end{array}$	$\begin{array}{r} \underline{\quad}0 \quad \underline{\quad}0 \\ \underline{\quad} + \underline{\quad} = \underline{\quad} \end{array}$
5th turn	$\begin{array}{r} \underline{\quad} \quad \underline{\quad} \\ \underline{\quad} + \underline{\quad} = \underline{\quad} \end{array}$	$\begin{array}{r} \underline{\quad}0 \quad \underline{\quad}0 \\ \underline{\quad} + \underline{\quad} = \underline{\quad} \end{array}$
6th turn	$\begin{array}{r} \underline{\quad} \quad \underline{\quad} \\ \underline{\quad} + \underline{\quad} = \underline{\quad} \end{array}$	$\begin{array}{r} \underline{\quad}0 \quad \underline{\quad}0 \\ \underline{\quad} + \underline{\quad} = \underline{\quad} \end{array}$
7th turn	$\begin{array}{r} \underline{\quad} \quad \underline{\quad} \\ \underline{\quad} + \underline{\quad} = \underline{\quad} \end{array}$	$\begin{array}{r} \underline{\quad}0 \quad \underline{\quad}0 \\ \underline{\quad} + \underline{\quad} = \underline{\quad} \end{array}$

# Number Stories

Copyright © The McGraw-Hill Companies, Inc.

<p>1. Write the number.</p>  <p>_____</p>	<p>2. How many tally marks?</p>  <p>_____ tally marks</p>
<p>3. Three pens are red. Four pens are black. How many pens in all?</p> <p>_____ pens</p>	<p>4. Javier brought 7 apples to class. Anisa brought 4 apples. How many apples did they bring altogether?</p> <p>_____ apples</p>
<p>5. Aaron wants to read 5 books. He has read 3 books. How many more books does Aaron need to read?</p> <p>_____ books</p>	<p>6. Write and draw your own number story.</p>

Name: \_\_\_\_\_ Date: \_\_\_\_\_ Time: \_\_\_\_\_

## Number Stories

1. Lakota had \$2. Her aunt gave her \$7. How much money does Lakota have now?

\$ \_\_\_\_\_

2. John brought 11 cookies to a party. His friends ate 7 of them. How many cookies are left?

\_\_\_\_\_ cookies


3. Antonio read 2 books this summer. Medina read 6. How many books did they read in all?

\_\_\_\_\_ books

Name: \_\_\_\_\_ Date: \_\_\_\_\_

## Sell It!

**Directions:** Design an advertisement. It should make people want to buy the good or service.



1. Write a catchy slogan.
2. Add fun art.
3. Tell what makes the good or service great.
4. Tell people where to get it.

Name: \_\_\_\_\_ Date: \_\_\_\_\_

# Going Out to Eat

**Directions:** Answer the questions.

1. What is your favorite restaurant?  
\_\_\_\_\_  
\_\_\_\_\_  
\_\_\_\_\_

2. What do you like about your favorite restaurant?  
\_\_\_\_\_  
\_\_\_\_\_  
\_\_\_\_\_  
\_\_\_\_\_  
\_\_\_\_\_  
\_\_\_\_\_  
\_\_\_\_\_

3. When you eat out, are you buying goods or services?  
Explain.  
\_\_\_\_\_  
\_\_\_\_\_  
\_\_\_\_\_  
\_\_\_\_\_  
\_\_\_\_\_  
\_\_\_\_\_  
\_\_\_\_\_

**Draw It!** Draw a picture of you at your favorite restaurant on the back of this page.

Name: \_\_\_\_\_ Date: \_\_\_\_\_

# Making Good Word Choices

**Directions:** Fill in each blank with a word from the word bank.

afford    decisions    donate    goods    services

\_\_\_\_\_  
-----

1. People need \_\_\_\_\_ such as haircuts.

2. When you have enough money to buy something, you can

\_\_\_\_\_  
-----  
\_\_\_\_\_ it.

\_\_\_\_\_  
-----

3. Items like toys and books are \_\_\_\_\_ that you can touch and hold.

\_\_\_\_\_  
-----

4. The students collected money to \_\_\_\_\_ to people in need.

\_\_\_\_\_  
-----

5. You make \_\_\_\_\_ every day about what you wear and eat.

**Write It!** Write a new sentence using one of the words from the word bank.

\_\_\_\_\_  
-----  
\_\_\_\_\_  
-----  
\_\_\_\_\_

Name: \_\_\_\_\_ Date: \_\_\_\_\_

## Donation Decision

**Directions:** Share your opinion. Answer the questions.

1. Which charity would you like to help?

---

---

---

---

---

---

---

---

---

---

2. Why did you pick this charity? List two reasons.

---

---

---

---

---

---

---

---

---

---

---

---

---

---

---

---