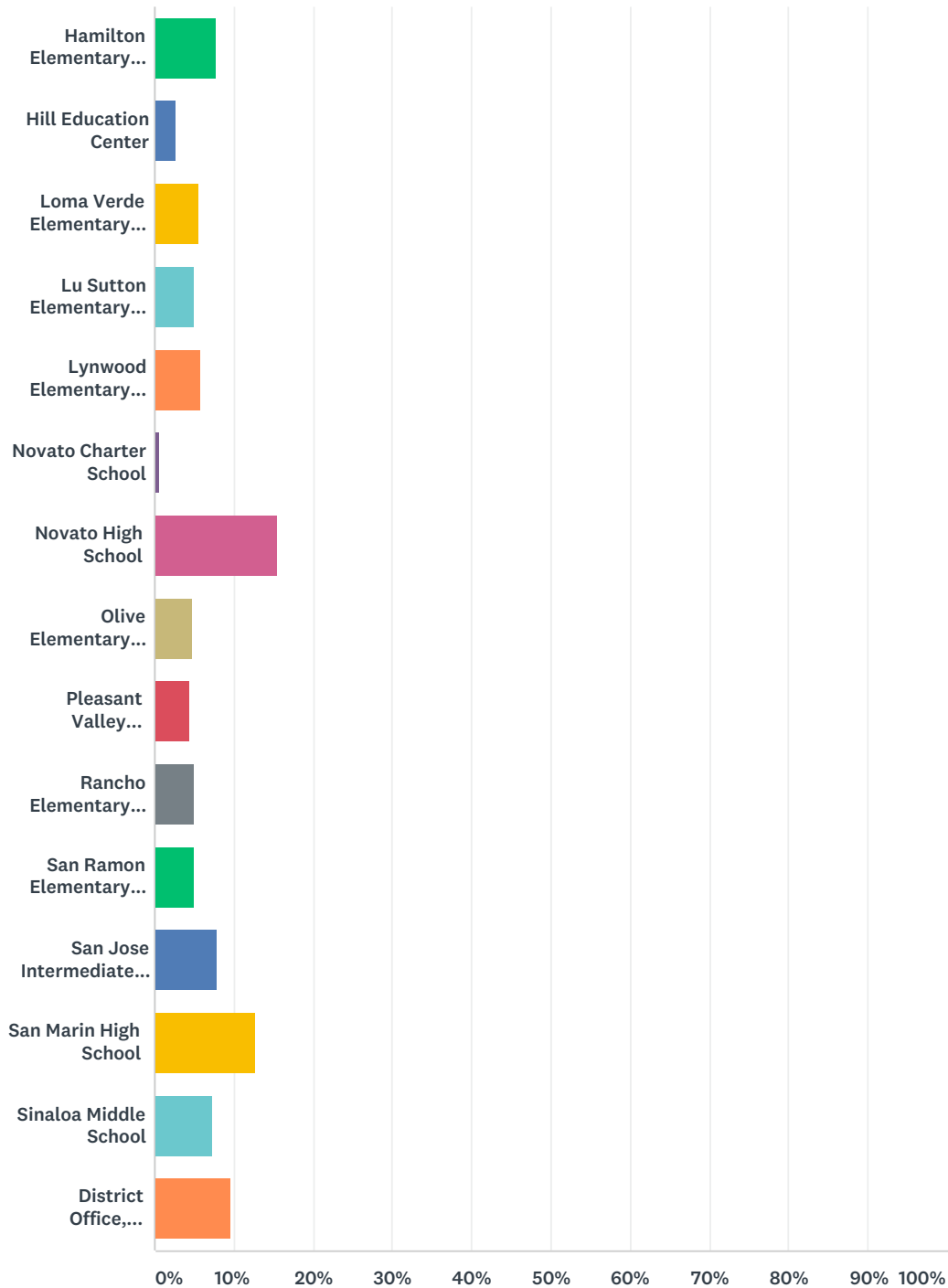


Q1 1. Where do you currently work?

Answered: 461 Skipped: 4

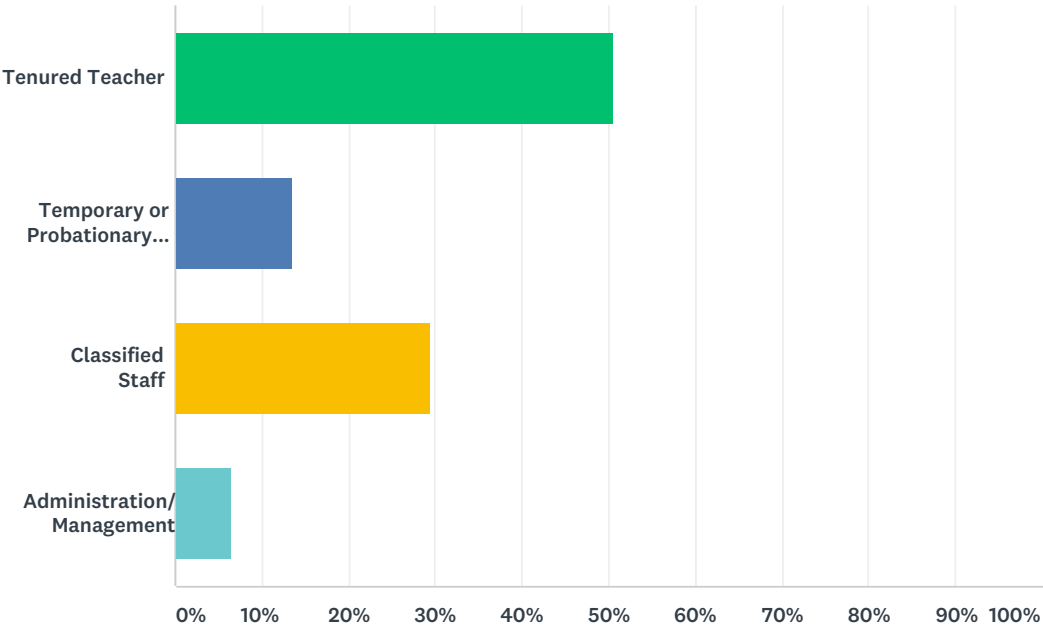


ANSWER CHOICES	RESPONSES	
Hamilton Elementary School	7.81%	36
Hill Education Center	2.82%	13
Loma Verde Elementary School	5.64%	26

Lu Sutton Elementary School	4.99%	23
Lynwood Elementary School	5.86%	27
Novato Charter School	0.65%	3
Novato High School	15.40%	71
Olive Elementary School	4.77%	22
Pleasant Valley Elementary School	4.34%	20
Rancho Elementary School	4.99%	23
San Ramon Elementary School	4.99%	23
San Jose Intermediate School	8.03%	37
San Marin High School	12.80%	59
Sinaloa Middle School	7.38%	34
District Office, Transportation, FANS, Other	9.54%	44
TOTAL		461

Q2 What is your NUSD employment status?

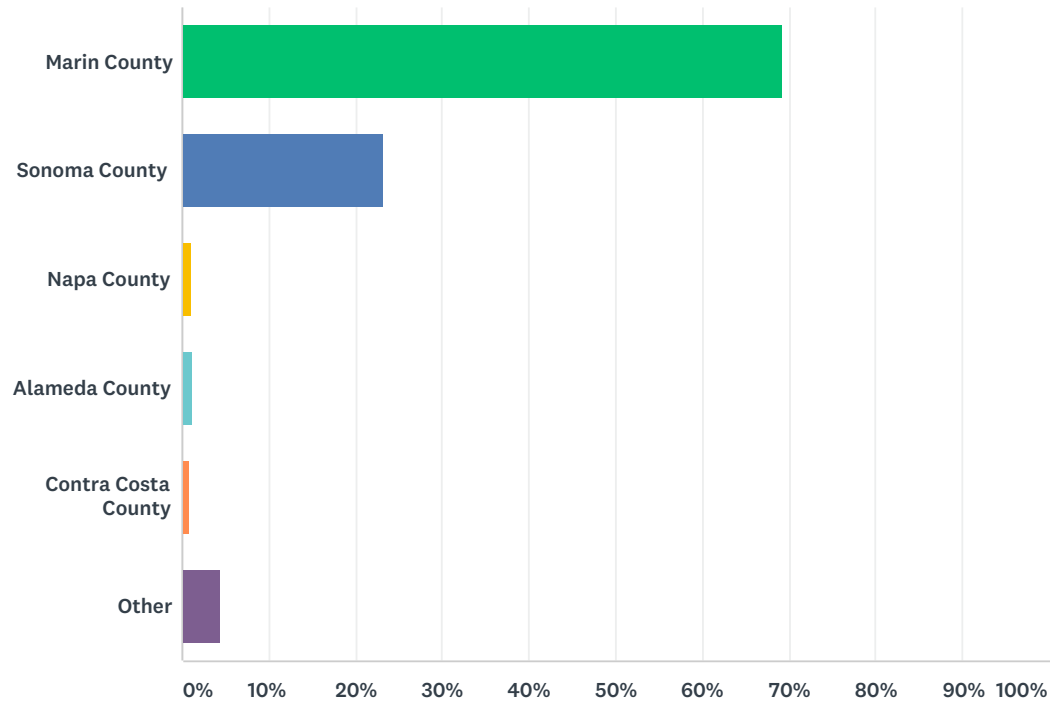
Answered: 465 Skipped: 0



ANSWER CHOICES	RESPONSES	
Tenured Teacher	50.54%	235
Temporary or Probationary Teacher	13.55%	63
Classified Staff	29.46%	137
Administration/Management	6.45%	30
TOTAL		465

Q3 Where do you live?

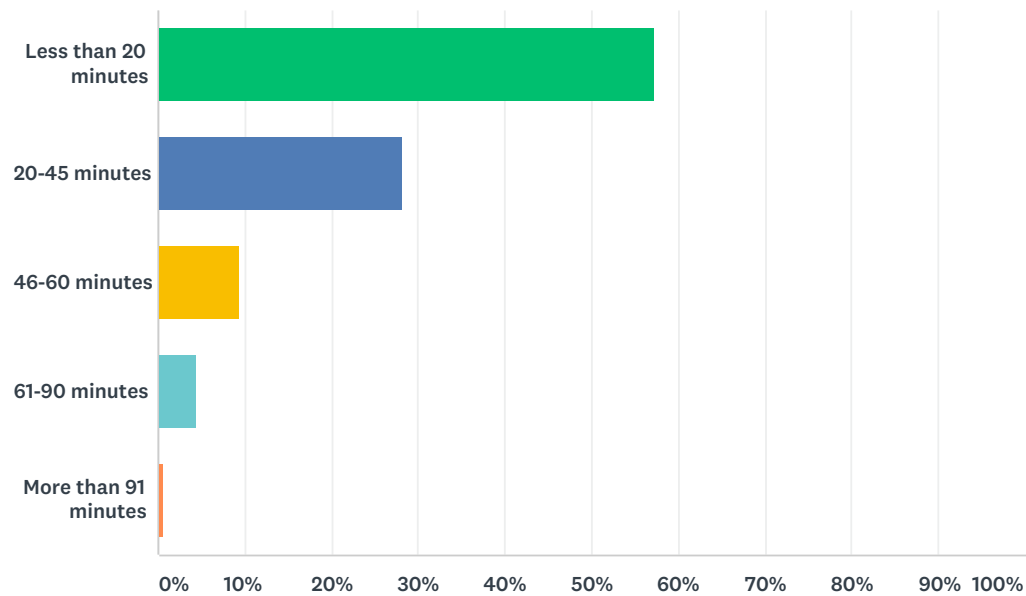
Answered: 465 Skipped: 0



ANSWER CHOICES	RESPONSES	
Marin County	69.25%	322
Sonoma County	23.23%	108
Napa County	1.08%	5
Alameda County	1.29%	6
Contra Costa County	0.86%	4
Other	4.30%	20
TOTAL		465

Q4 How many minutes is your commute (one way) on an average day?

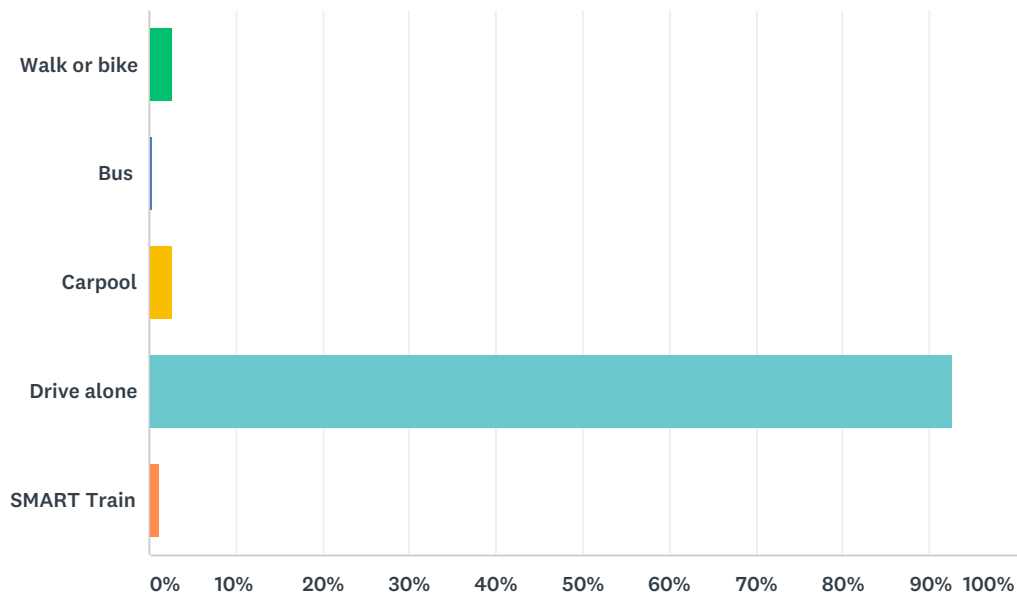
Answered: 465 Skipped: 0



ANSWER CHOICES		RESPONSES	
Less than 20 minutes		57.42%	267
20-45 minutes		28.17%	131
46-60 minutes		9.46%	44
61-90 minutes		4.30%	20
More than 91 minutes		0.65%	3
TOTAL			465

Q5 How do you currently commute to work?

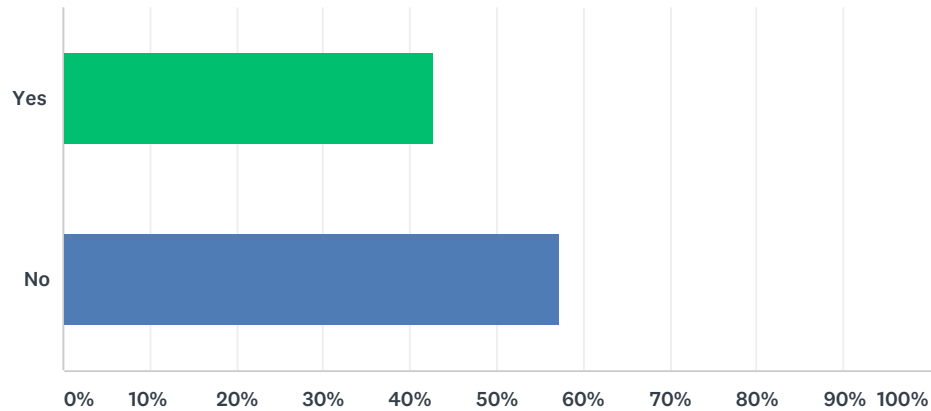
Answered: 465 Skipped: 0



ANSWER CHOICES	RESPONSES	
Walk or bike	2.80%	13
Bus	0.43%	2
Carpool	2.80%	13
Drive alone	92.69%	431
SMART Train	1.29%	6
TOTAL		465

Q6 Would you prefer to live closer to work?

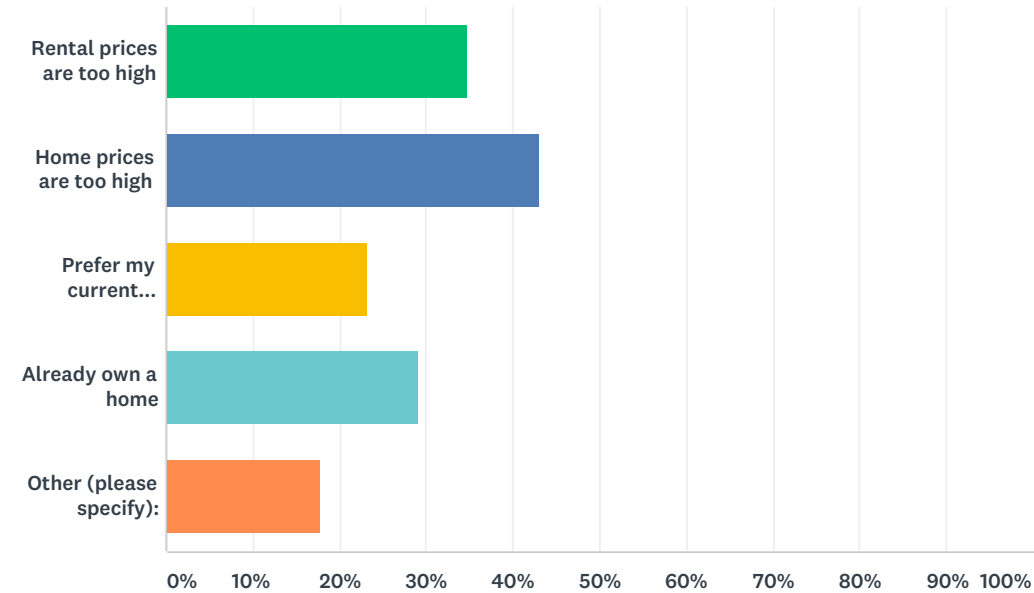
Answered: 465 Skipped: 0



ANSWER CHOICES		RESPONSES	
Yes		42.58%	198
No		57.42%	267
TOTAL			465

Q7 If yes on question #6, why don't you live closer to work? (Select ALL that apply)

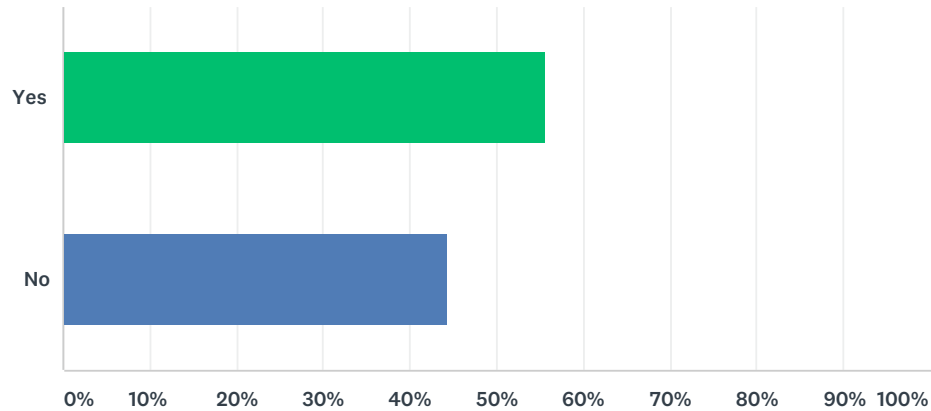
Answered: 309 Skipped: 156



ANSWER CHOICES	RESPONSES	
Rental prices are too high	34.63%	107
Home prices are too high	43.04%	133
Prefer my current location	23.30%	72
Already own a home	29.13%	90
Other (please specify):	17.80%	55
Total Respondents: 309		

Q8 If NUSD were to offer subsidized housing options, would you be interested?

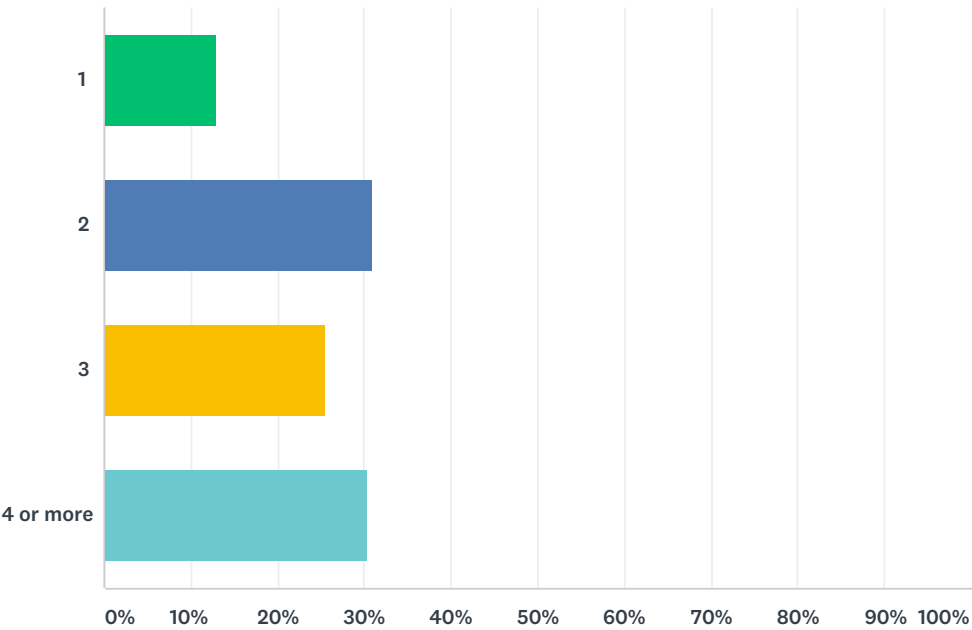
Answered: 465 Skipped: 0



ANSWER CHOICES	RESPONSES	
Yes	55.70%	259
No	44.30%	206
TOTAL		465

Q9 How many people are in your household, including yourself?

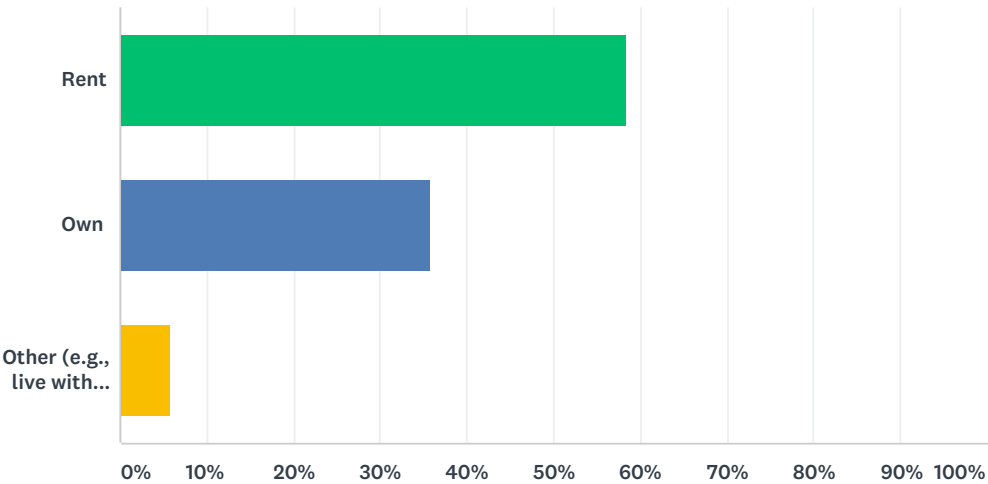
Answered: 207 Skipped: 258



ANSWER CHOICES		RESPONSES	
1		13.04%	27
2		30.92%	64
3		25.60%	53
4 or more		30.43%	63
TOTAL			207

Q10 Do you currently rent or own your home/unit?

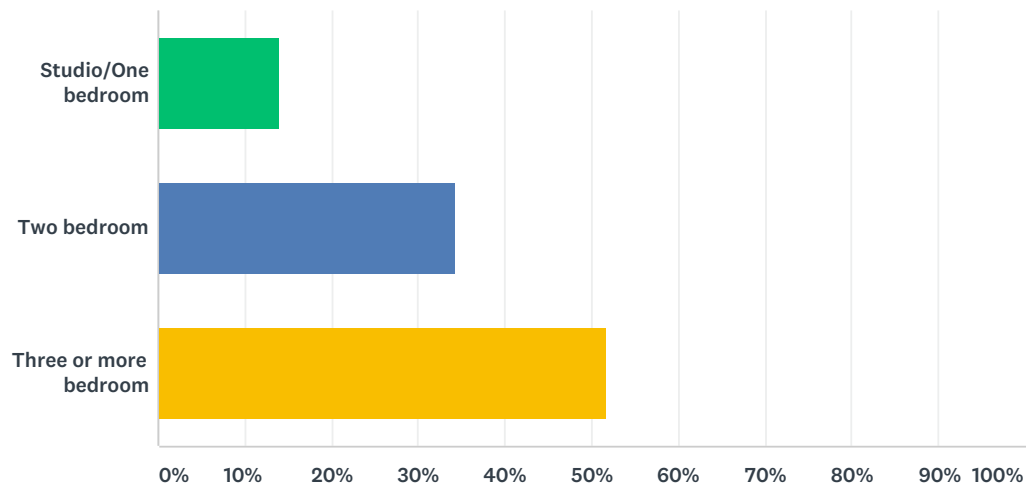
Answered: 207 Skipped: 258



ANSWER CHOICES		RESPONSES	
Rent		58.45%	121
Own		35.75%	74
Other (e.g., live with family)		5.80%	12
TOTAL			207

Q11 What unit type do you currently live in?

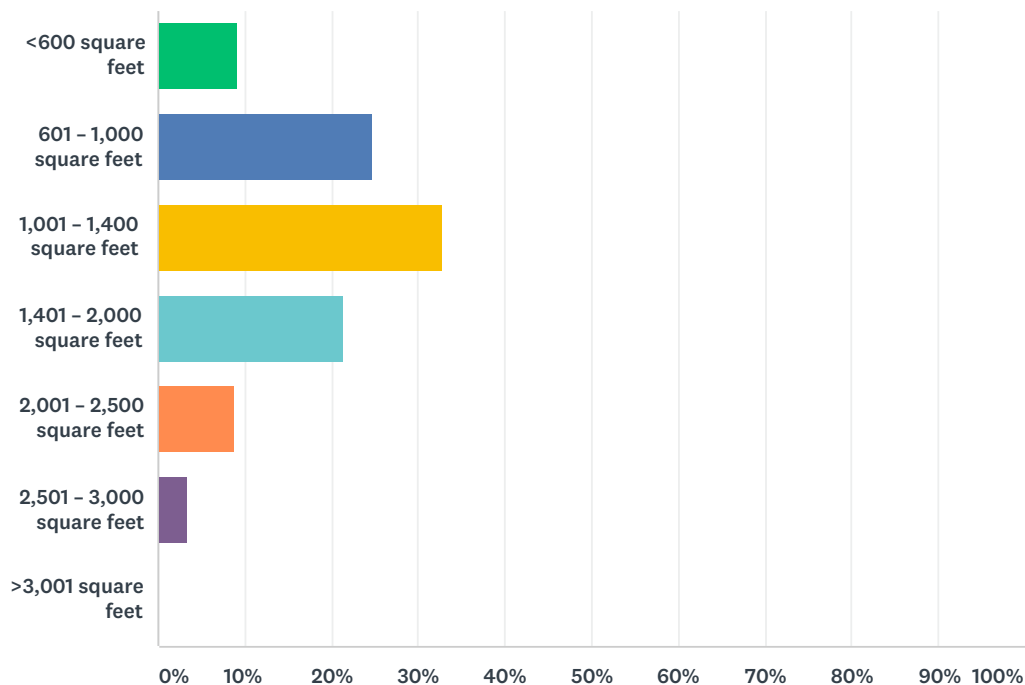
Answered: 207 Skipped: 258



ANSWER CHOICES	RESPONSES	
Studio/One bedroom	14.01%	29
Two bedroom	34.30%	71
Three or more bedroom	51.69%	107
TOTAL		207

Q12 Approximately how many square feet is your current residence? (If you're not sure, just take a guess.)

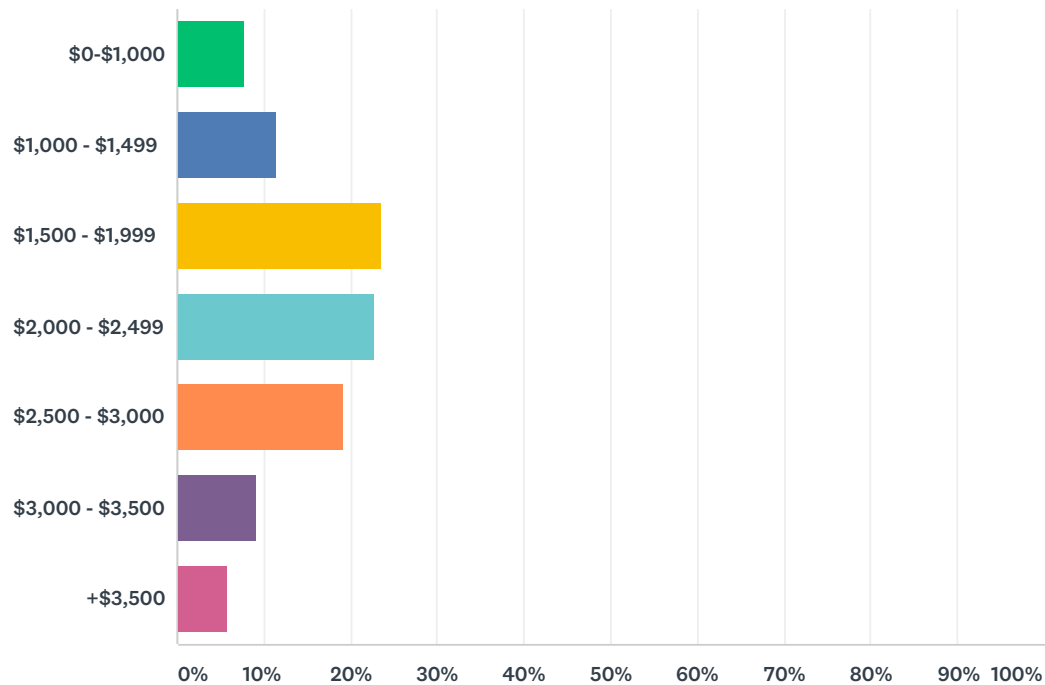
Answered: 207 Skipped: 258



ANSWER CHOICES	RESPONSES	
<600 square feet	9.18%	19
601 – 1,000 square feet	24.64%	51
1,001 – 1,400 square feet	32.85%	68
1,401 – 2,000 square feet	21.26%	44
2,001 – 2,500 square feet	8.70%	18
2,501 – 3,000 square feet	3.38%	7
>3,001 square feet	0.00%	0
TOTAL		207

Q13 What is your estimated monthly rent/mortgage (excluding utilities, insurance, taxes, etc.)?

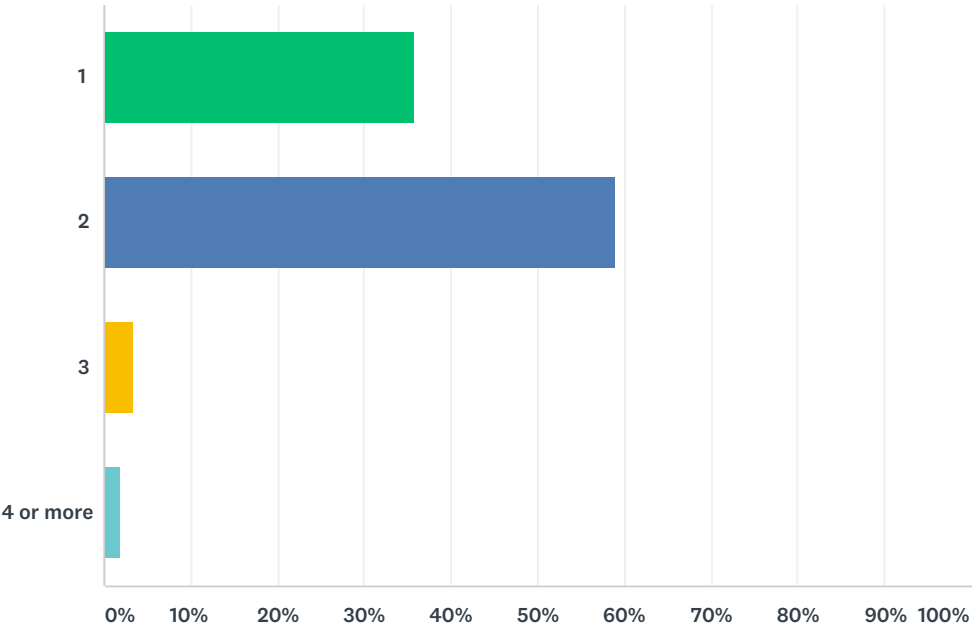
Answered: 207 Skipped: 258



ANSWER CHOICES	RESPONSES	
\$0-\$1,000	7.73%	16
\$1,000 - \$1,499	11.59%	24
\$1,500 - \$1,999	23.67%	49
\$2,000 - \$2,499	22.71%	47
\$2,500 - \$3,000	19.32%	40
\$3,000 - \$3,500	9.18%	19
+\$3,500	5.80%	12
TOTAL		207

Q14 How many people contribute to paying for these household costs (counting you)?

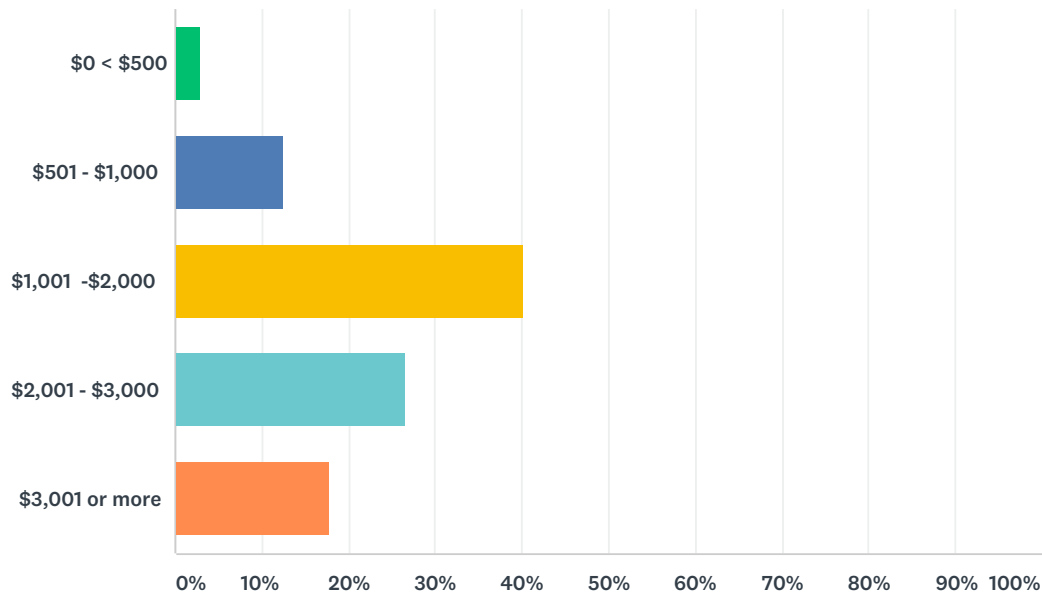
Answered: 207 Skipped: 258



ANSWER CHOICES	RESPONSES	
1	35.75%	74
2	58.94%	122
3	3.38%	7
4 or more	1.93%	4
TOTAL		207

Q15 How much of your gross income would be required to make these rent/mortgage payments (excluding taxes, insurance, utilities, etc.)?

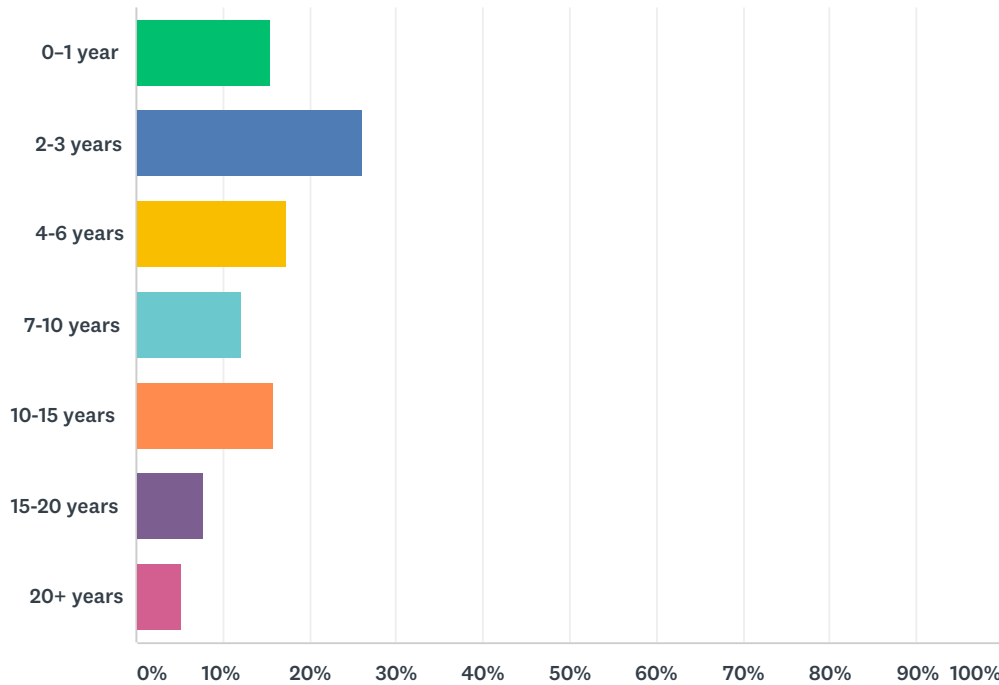
Answered: 207 Skipped: 258



ANSWER CHOICES	RESPONSES	
\$0 < \$500	2.90%	6
\$501 - \$1,000	12.56%	26
\$1,001 - \$2,000	40.10%	83
\$2,001 - \$3,000	26.57%	55
\$3,001 or more	17.87%	37
TOTAL		207

Q16 How many years have you been employed with NUSD?

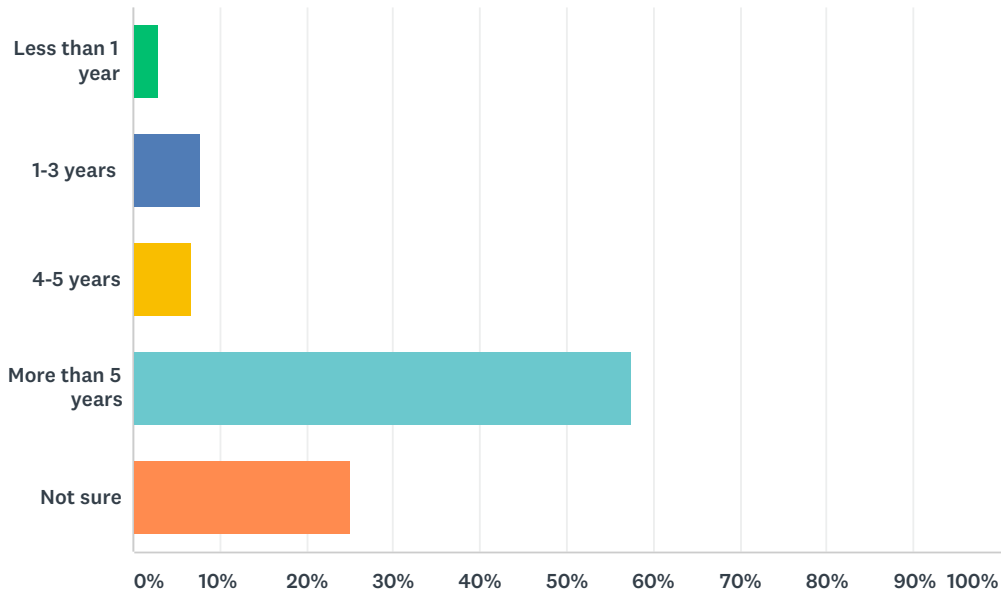
Answered: 207 Skipped: 258



ANSWER CHOICES	RESPONSES	
0-1 year	15.46%	32
2-3 years	26.09%	54
4-6 years	17.39%	36
7-10 years	12.08%	25
10-15 years	15.94%	33
15-20 years	7.73%	16
20+ years	5.31%	11
TOTAL		207

Q17 How long do you anticipate working for NUSD?

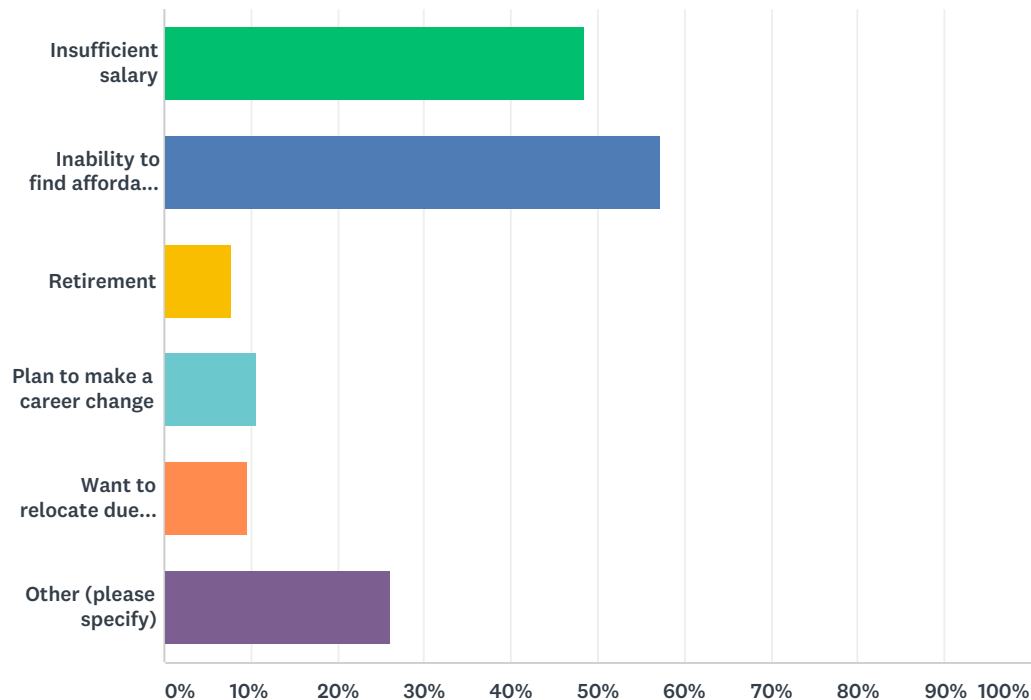
Answered: 207 Skipped: 258



ANSWER CHOICES		RESPONSES	
Less than 1 year		2.90%	6
1-3 years		7.73%	16
4-5 years		6.76%	14
More than 5 years		57.49%	119
Not sure		25.12%	52
TOTAL			207

Q18 If you answered 3 years or less, what are the primary reason(s) influencing your decision to leave NUSD? (Mark ALL that apply)

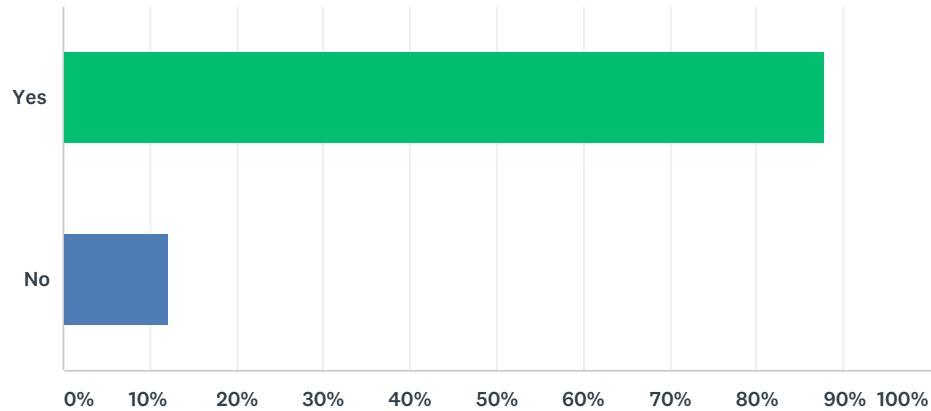
Answered: 103 Skipped: 362



ANSWER CHOICES	RESPONSES	
Insufficient salary	48.54%	50
Inability to find affordable housing	57.28%	59
Retirement	7.77%	8
Plan to make a career change	10.68%	11
Want to relocate due to personal reasons (health, closer to family, etc.)	9.71%	10
Other (please specify)	26.21%	27
Total Respondents: 103		

Q19 If subsidized housing were made available, would that influence your decision to continue employment at NUSD?

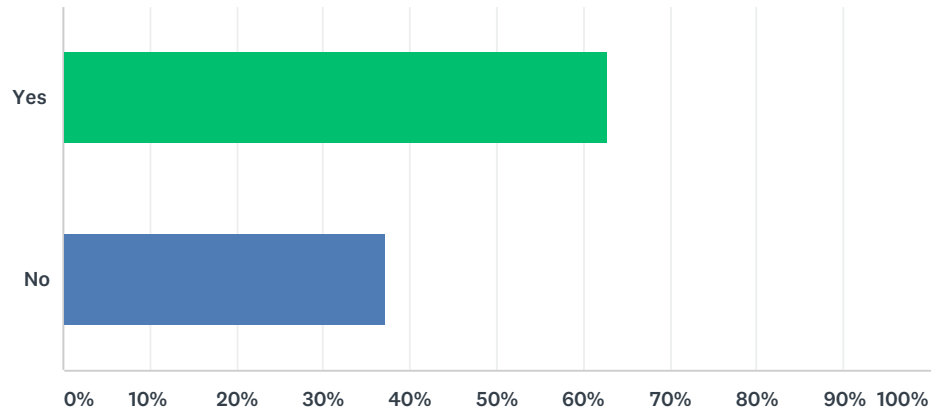
Answered: 205 Skipped: 260



ANSWER CHOICES	RESPONSES	
Yes	87.80%	180
No	12.20%	25
TOTAL		205

Q20 Have you considered leaving your current job within the next five years due to housing costs?

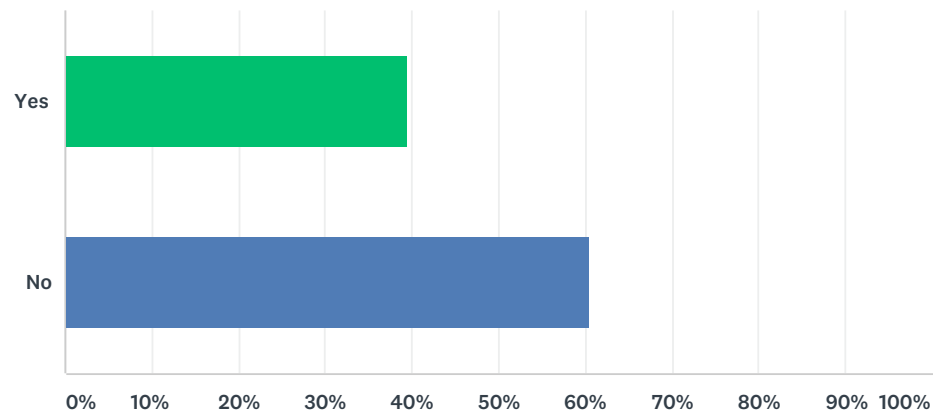
Answered: 207 Skipped: 258



ANSWER CHOICES	RESPONSES	
Yes	62.80%	130
No	37.20%	77
TOTAL		207

Q21 Are you satisfied with your current housing situation?

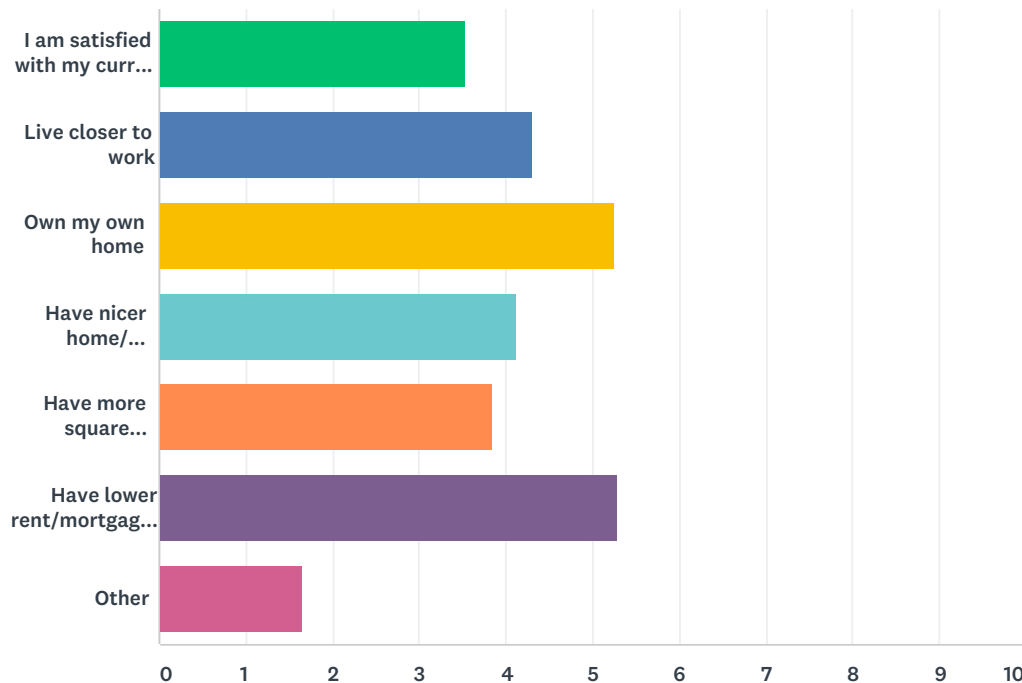
Answered: 207 Skipped: 258



ANSWER CHOICES		RESPONSES	
Yes		39.61%	82
No		60.39%	125
TOTAL			207

Q22 Rank these options for housing preference between 1 and 7. 1 being most important to you and 7 being least important to you.

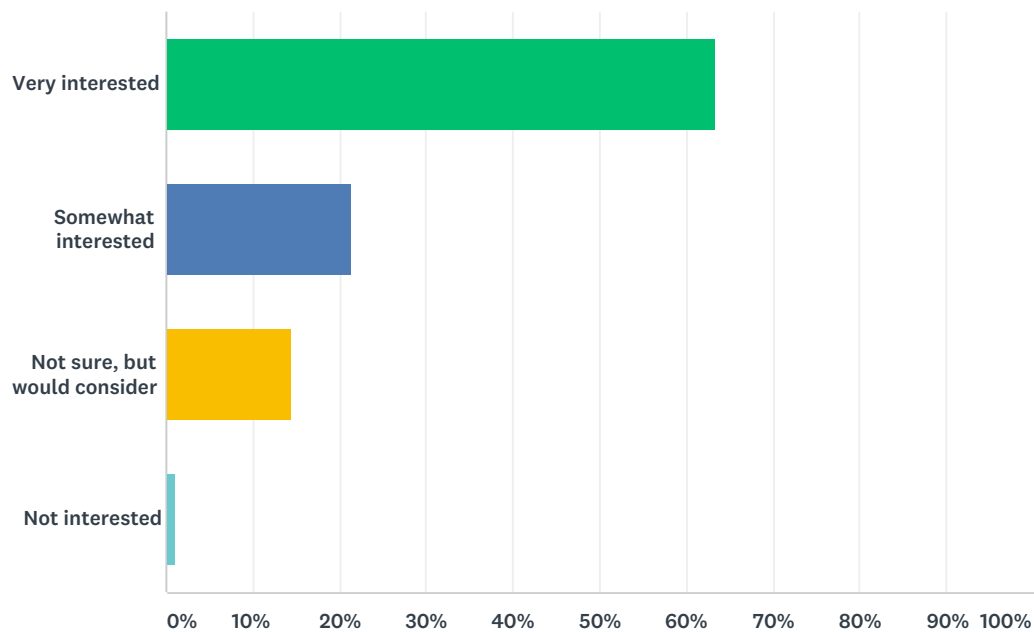
Answered: 206 Skipped: 259



	1	2	3	4	5	6	7	TOTAL	SCORE
I am satisfied with my current housing arrangements	9.55% 19	10.05% 20	11.06% 22	14.57% 29	12.56% 25	33.67% 67	8.54% 17	199	3.54
Live closer to work	11.62% 23	17.17% 34	19.70% 39	16.16% 32	18.69% 37	12.12% 24	4.55% 9	198	4.32
Own my own home	38.07% 75	20.30% 40	12.69% 25	8.63% 17	6.09% 12	7.61% 15	6.60% 13	197	5.26
Have nicer home/ neighborhood/school district	7.18% 14	10.26% 20	18.97% 37	27.69% 54	24.62% 48	9.74% 19	1.54% 3	195	4.12
Have more square footage/rooms	3.55% 7	15.23% 30	16.75% 33	17.26% 34	26.40% 52	15.23% 30	5.58% 11	197	3.84
Have lower rent/mortgage payments	29.76% 61	24.88% 51	18.54% 38	10.24% 21	6.34% 13	8.29% 17	1.95% 4	205	5.29
Other	3.19% 6	1.06% 2	2.13% 4	3.72% 7	4.79% 9	11.70% 22	73.40% 138	188	1.65

Q23 If NUSD were to develop a housing program offering high quality housing at affordable prices in Novato, how interested would you be in taking advantage of this program?

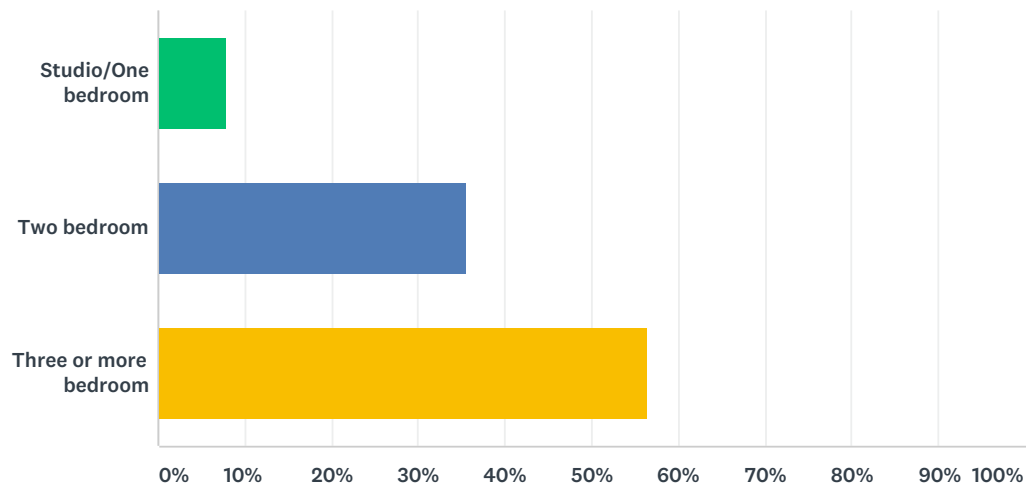
Answered: 207 Skipped: 258



ANSWER CHOICES	RESPONSES	
Very interested	63.29%	131
Somewhat interested	21.26%	44
Not sure, but would consider	14.49%	30
Not interested	0.97%	2
TOTAL		207

Q24 What unit type would you prefer?

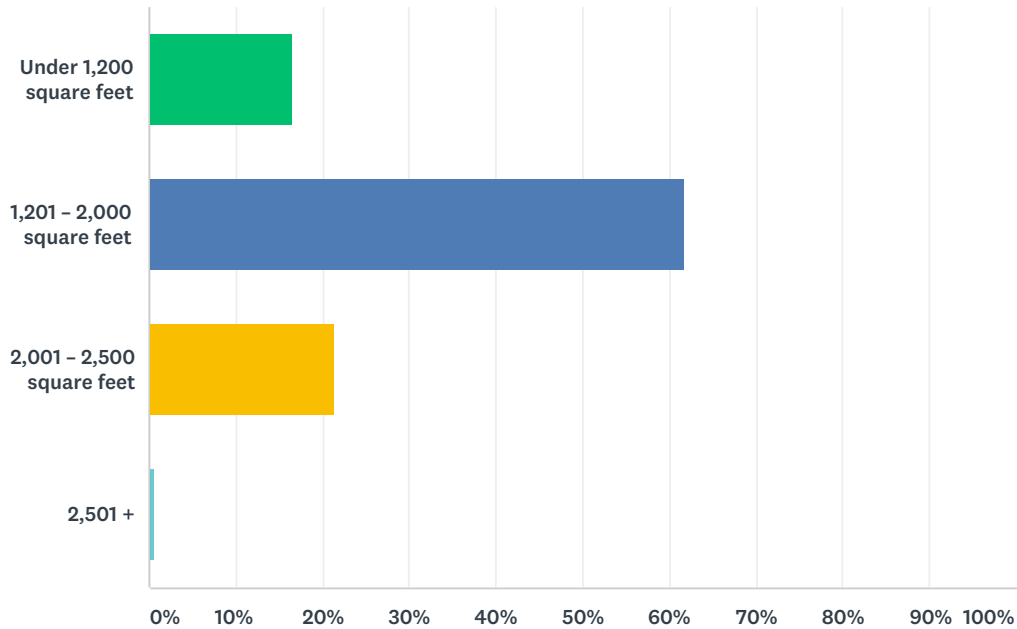
Answered: 188 Skipped: 277



ANSWER CHOICES		RESPONSES	
Studio/One bedroom		7.98%	15
Two bedroom		35.64%	67
Three or more bedroom		56.38%	106
TOTAL			188

Q25 Approximately how many square feet would you think you'd need to accommodate your housing needs?

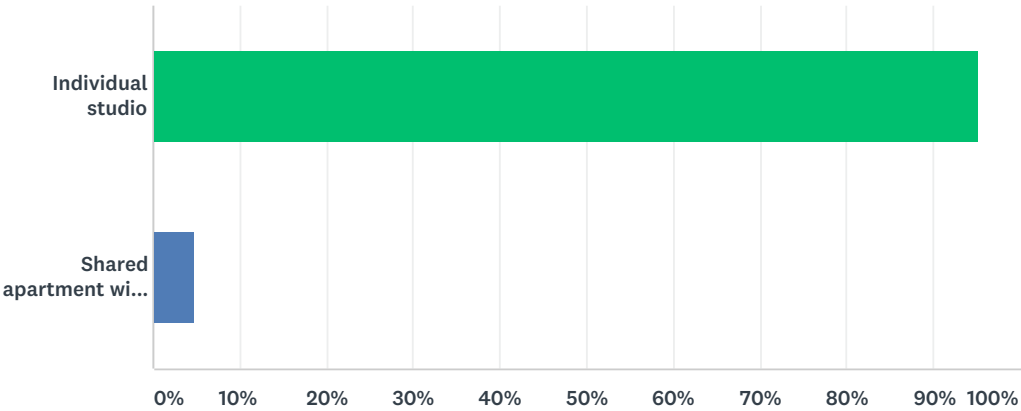
Answered: 188 Skipped: 277



ANSWER CHOICES	RESPONSES	
Under 1,200 square feet	16.49%	31
1,201 – 2,000 square feet	61.70%	116
2,001 – 2,500 square feet	21.28%	40
2,501 +	0.53%	1
TOTAL		188

Q26 If you were to participate in a District subsidized housing program and had the option between a small studio and a larger shared apartment (which one or two other employees) which would be your preference?

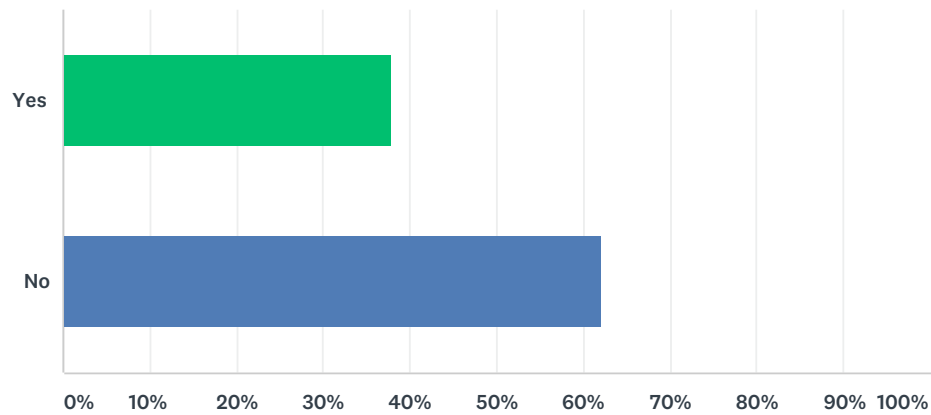
Answered: 184 Skipped: 281



ANSWER CHOICES	RESPONSES	
Individual studio	95.11%	175
Shared apartment with other employees	4.89%	9
TOTAL		184

Q27 Would you be willing to live in a smaller rental unit (such as a 400 – 500 square foot studio) if it was well designed and had a lower rental rate reflecting the smaller size?

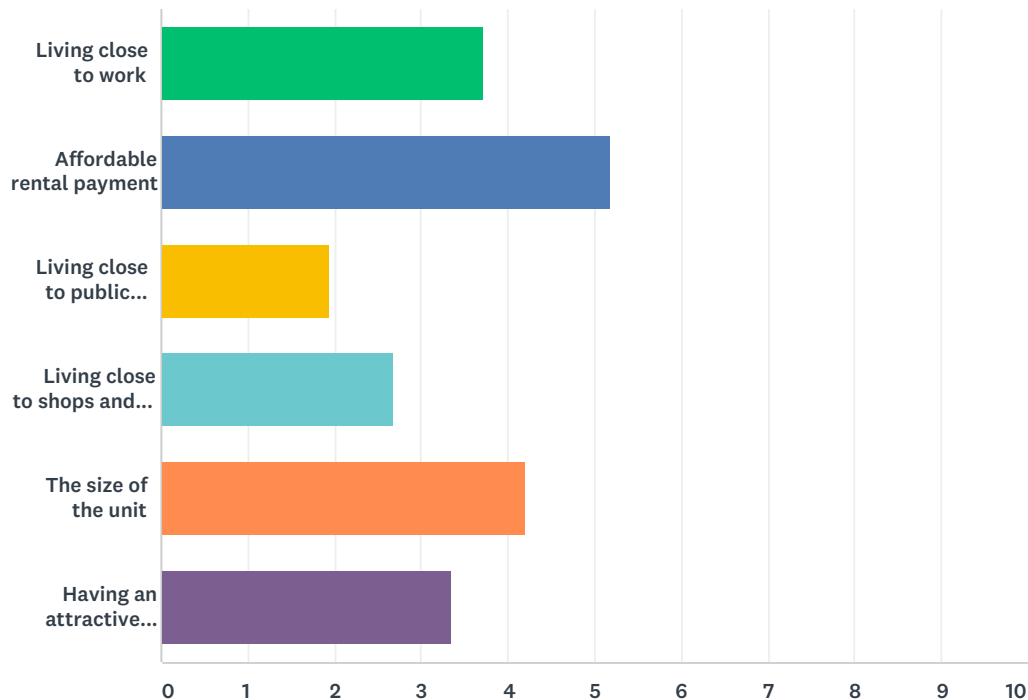
Answered: 187 Skipped: 278



ANSWER CHOICES	RESPONSES	
Yes	37.97%	71
No	62.03%	116
TOTAL		187

Q28 Rank these factors based on what's most important to you in a subsidized housing project. Rank 1-6.

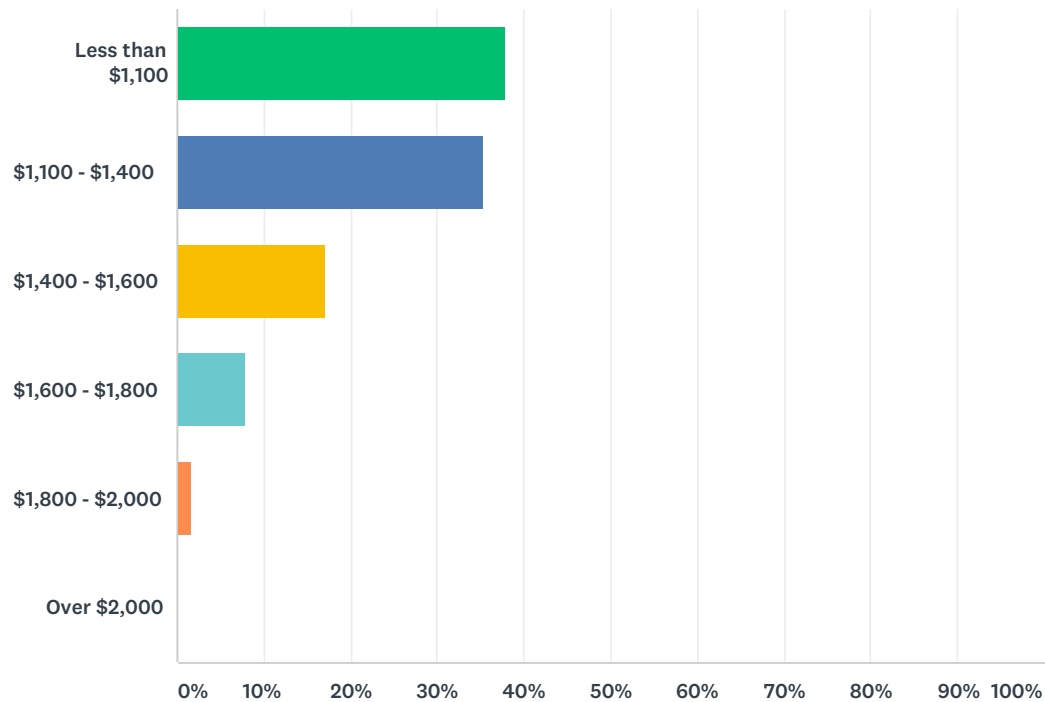
Answered: 187 Skipped: 278



	1	2	3	4	5	6	TOTAL	SCORE
Living close to work	13.11% 24	21.86% 40	19.67% 36	25.14% 46	10.93% 20	9.29% 17	183	3.73
Affordable rental payment	54.64% 100	23.50% 43	14.21% 26	3.28% 6	1.64% 3	2.73% 5	183	5.18
Living close to public transportation	2.72% 5	2.17% 4	8.15% 15	10.87% 20	25.54% 47	50.54% 93	184	1.94
Living close to shops and restaurants	2.70% 5	8.65% 16	14.05% 26	18.38% 34	40.00% 74	16.22% 30	185	2.67
The size of the unit	20.00% 37	27.57% 51	21.62% 40	18.38% 34	8.11% 15	4.32% 8	185	4.20
Having an attractive place to live	8.56% 16	16.04% 30	22.99% 43	23.53% 44	12.30% 23	16.58% 31	187	3.35

Q29 What would you consider an acceptable rental for a one-bedroom unit in a subsidized housing development in Novato?

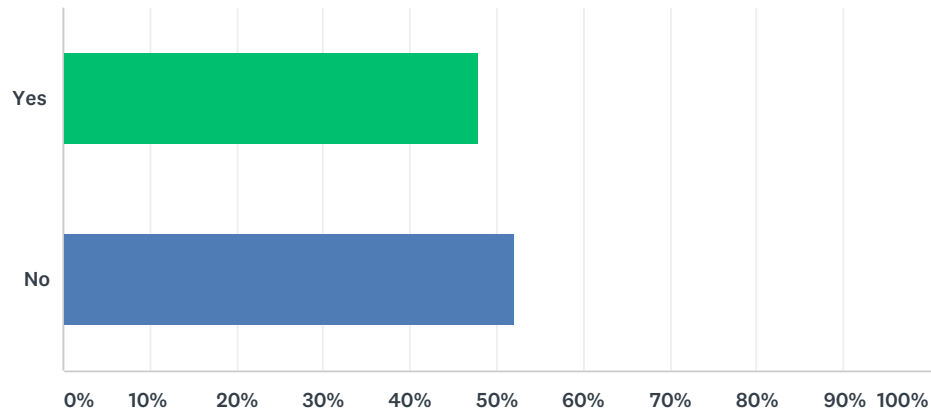
Answered: 187 Skipped: 278



ANSWER CHOICES	RESPONSES	
Less than \$1,100	37.97%	71
\$1,100 - \$1,400	35.29%	66
\$1,400 - \$1,600	17.11%	32
\$1,600 - \$1,800	8.02%	15
\$1,800 - \$2,000	1.60%	3
Over \$2,000	0.00%	0
TOTAL		187

Q30 If NUSD was able to provide an affordable housing purchase option (similar to Habitat for Humanity, condo or townhouse), would you be interested?

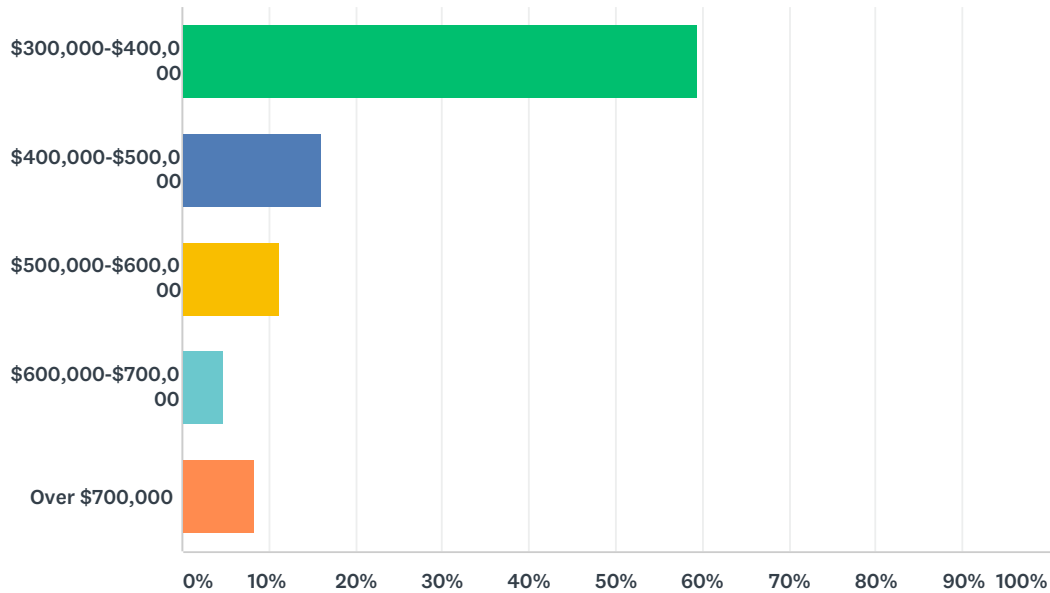
Answered: 389 Skipped: 76



ANSWER CHOICES	RESPONSES	
Yes	47.81%	186
No	52.19%	203
TOTAL		389

Q31 If Yes to Question #31, what price range do you think you can afford?

Answered: 229 Skipped: 236



ANSWER CHOICES		RESPONSES	
\$300,000-\$400,000		59.39%	136
\$400,000-\$500,000		16.16%	37
\$500,000-\$600,000		11.35%	26
\$600,000-\$700,000		4.80%	11
Over \$700,000		8.30%	19
TOTAL			229